

# Limited English-Speaking Households

## Robertson County



Kentucky: By The Numbers  
<http://kybtn.ca.uky.edu>



Julie N. Zimmerman, Professor, Rural Sociology.  
 February, 2023

**According to the 2021 American Community Survey, between 2017 and 2021, there were 24,306 (+/- 1,238) limited English-speaking households in Kentucky.**

Even though most households in the U.S. speak English at home, there are many who speak languages other than English. In addition, those who speak another language at home may have no difficulty with English, but there are those who do. The Census Bureau defines limited English-speaking households as a household in which no one 14 years old and over speaks only English or speaks a non-English language BUT speaks English “very well.” In other words, to count as a limited English-speaking household, **everyone 14 years old and over** in the household **must have at least some difficulty with English.**

For small counties with small populations, the margins of error can be quite large or confusing. The margin of error tells us how precise the estimate is by indicating the range within which the estimate most likely falls. For help in understanding the margin of error, see the brief Kentucky: By The Numbers publication “[And Now for the Grain of Salt.](#)”

The Kentucky: By The Numbers Program provides resources, training, and assistance in finding and using publicly available secondary data. Data, brief publications, and other resources are available at: <http://kybtn.ca.uky.edu>

	<b>County</b>	<b><i>Margin of Error</i></b>
<b>Limited English-Speaking Households</b>		
Number of Limited English-Speaking Households	4	(+/- 6)
Percent of all Households that are Limited-English Speaking Households	0.5%	(+/- 0.8)
<b>Number of Limited English-Speaking Households speaking...</b>		
Spanish	0	(+/- 12)
Other Indo-European languages (eg. languages of Europe, India, and Iran, etc.)	4	(+/- 6)
Asian and Pacific Island languages (eg. languages of Asia and the Pacific, etc.)	0	(+/- 12)
Other languages (eg. Native American, languages of Africa, indigenous languages of Latin America, etc.)	0	(+/- 12)
<b>Number of all Households speaking...</b>		
Spanish	0	(+/- 12)
Other Indo-European languages (eg. languages of Europe, India, and Iran, etc.)	4	(+/- 6)
Asian and Pacific Island languages (eg. languages of Asia and the Pacific, etc.)	0	(+/- 12)
Other languages (eg. Native American, languages of Africa, indigenous languages of Latin America, etc.)	0	(+/- 12)
<b>Percent of all Households that are Limited-English Speaking Households speaking....</b>		
Spanish	n/a	(+/- n/a)
Other Indo-European languages (eg. languages of Europe, India, and Iran, etc.)	100.0%	(+/- 100.0)
Asian and Pacific Island languages (eg. languages of Asia and the Pacific, etc.)	n/a	(+/- n/a)
Other languages (eg. Native American, languages of Africa, indigenous languages of Latin America, etc.)	n/a	(+/- n/a)

**< Continued on back side >**

< Continued from front side >

~ Diversity & Inclusion ~

## Limited English-Speaking Households

### Robertson County



<http://kybtn.ca.uky.edu>



Kentucky: By The Numbers  
<http://kybtn.ca.uky.edu>

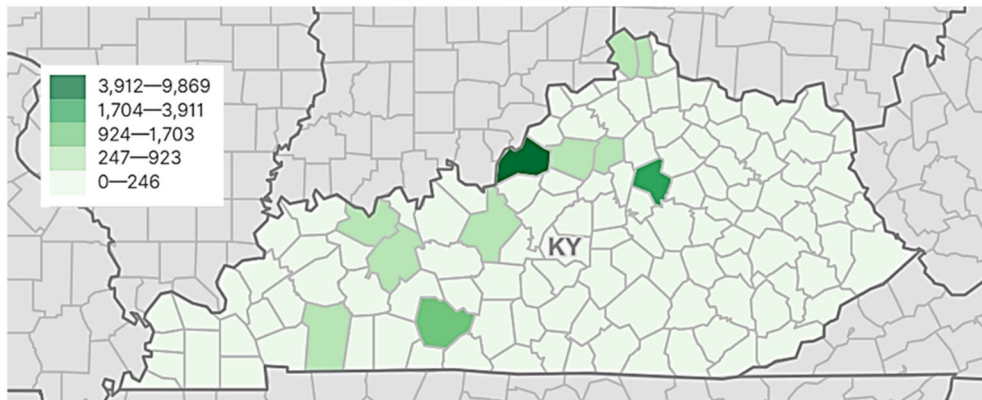
Julie N. Zimmerman, Professor, Rural Sociology.

February, 2023

The Kentucky: By The Numbers Program provides resources, training, and assistance in finding and using publicly available secondary data. Data, brief publications, and other resources are available at: <http://kybtn.ca.uky.edu>

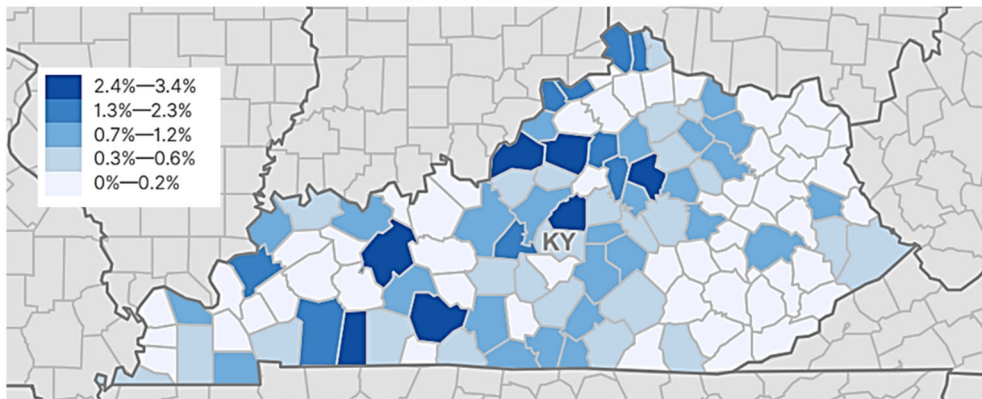
#### Number of Limited-English Speaking Households

2021 American Community Survey  
2017-2021 5-Year Estimates



#### Percent of all Households that are Limited-English Speaking Households

2021 American Community Survey  
2017-2021 5-Year Estimates



These data are from the Census Bureau's American Community Survey (ACS) Table S1602.

Data are available at <https://data.census.gov/cedsci/>

To directly access Table S1602 with these data from the 2021 ACS 5-year estimates, go to [https://data.census.gov/table?q=S1602&q=0400000US21,21\\$0500000&tid=ACSST5Y2021.S1602](https://data.census.gov/table?q=S1602&q=0400000US21,21$0500000&tid=ACSST5Y2021.S1602)

Kentucky: By The Numbers is an Extension program in the Department of Community and Leadership Development at the University of Kentucky. For more information contact your local Cooperative Extension office or Dr. Julie N. Zimmerman, Professor of Rural Sociology, Department of Community and Leadership Development, 500 Garrigus Building, University of Kentucky, Lexington, KY 40546-0215. email: [jzimm@uky.edu](mailto:jzimm@uky.edu). The entire series is online at <http://kybtn.ca.uky.edu>



Educational programs of Kentucky Cooperative Extension serve all people regardless of economic or social status and will not discriminate on the basis of race, color, ethnic origin, national origin, creed, religion, political belief, sex, sexual orientation, gender identity, gender expression, pregnancy, marital status, genetic information, age, veteran status, or physical or mental disability. UNIVERSITY OF KENTUCKY, KENTUCKY STATE UNIVERSITY, U.S. DEPARTMENT OF AGRICULTURE, AND KENTUCKY COUNTIES, COOPERATING

# Limited English-Speaking Households

## Rockcastle County



Kentucky: By The Numbers  
<http://kybtn.ca.uky.edu>



Julie N. Zimmerman, Professor, Rural Sociology.  
 February, 2023

**According to the 2021 American Community Survey, between 2017 and 2021, there were 24,306 (+/- 1,238) limited English-speaking households in Kentucky.**

Even though most households in the U.S. speak English at home, there are many who speak languages other than English. In addition, those who speak another language at home may have no difficulty with English, but there are those who do. The Census Bureau defines limited English-speaking households as a household in which no one 14 years old and over speaks only English or speaks a non-English language BUT speaks English “very well.” In other words, to count as a limited English-speaking household, **everyone 14 years old and over** in the household **must have at least some difficulty with English.**

For small counties with small populations, the margins of error can be quite large or confusing. The margin of error tells us how precise the estimate is by indicating the range within which the estimate most likely falls. For help in understanding the margin of error, see the brief Kentucky: By The Numbers publication “[And Now for the Grain of Salt.](#)”

The Kentucky: By The Numbers Program provides resources, training, and assistance in finding and using publicly available secondary data. Data, brief publications, and other resources are available at: <http://kybtn.ca.uky.edu>

	<b>County</b>	<b><i>Margin of Error</i></b>
<b>Limited English-Speaking Households</b>		
Number of Limited English-Speaking Households	0	(+/- 19)
Percent of all Households that are Limited-English Speaking Households	0%	(+/- 0.6)
<b>Number of Limited English-Speaking Households speaking...</b>		
Spanish	0	(+/- 19)
Other Indo-European languages (eg. languages of Europe, India, and Iran, etc.)	0	(+/- 19)
Asian and Pacific Island languages (eg. languages of Asia and the Pacific, etc.)	0	(+/- 19)
Other languages (eg. Native American, languages of Africa, indigenous languages of Latin America, etc.)	0	(+/- 19)
<b>Number of all Households speaking...</b>		
Spanish	48	(+/- 42)
Other Indo-European languages (eg. languages of Europe, India, and Iran, etc.)	24	(+/- 20)
Asian and Pacific Island languages (eg. languages of Asia and the Pacific, etc.)	0	(+/- 19)
Other languages (eg. Native American, languages of Africa, indigenous languages of Latin America, etc.)	10	(+/- 11)
<b>Percent of all Households that are Limited-English Speaking Households speaking....</b>		
Spanish	0.0%	(+/- 44.4)
Other Indo-European languages (eg. languages of Europe, India, and Iran, etc.)	0.0%	(+/- 62.8)
Asian and Pacific Island languages (eg. languages of Asia and the Pacific, etc.)	n/a	(+/- n/a)
Other languages (eg. Native American, languages of Africa, indigenous languages of Latin America, etc.)	0.0%	(+/- 97.3)

**< Continued on back side >**

< Continued from front side >

~ Diversity & Inclusion ~

## Limited English-Speaking Households Rockcastle County



<http://kybtn.ca.uky.edu>

Julie N. Zimmerman, Professor, Rural Sociology.  
February, 2023

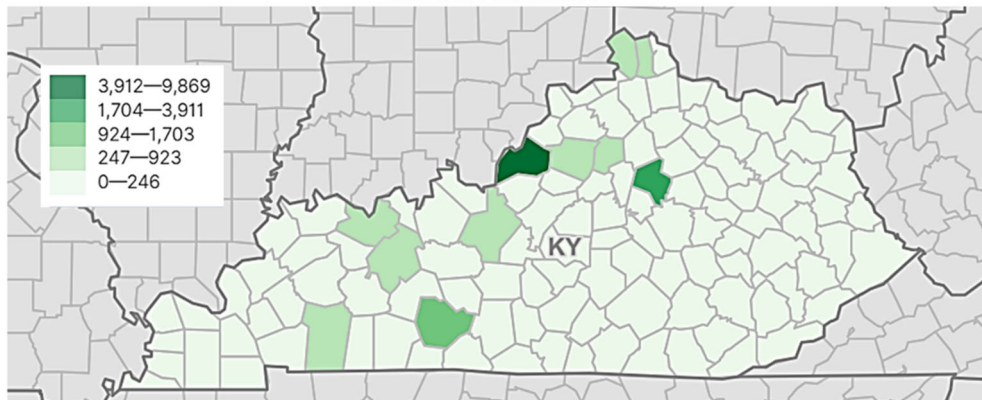


Kentucky: By The Numbers  
<http://kybtn.ca.uky.edu>

The Kentucky: By The Numbers Program provides resources, training, and assistance in finding and using publicly available secondary data. Data, brief publications, and other resources are available at: <http://kybtn.ca.uky.edu>

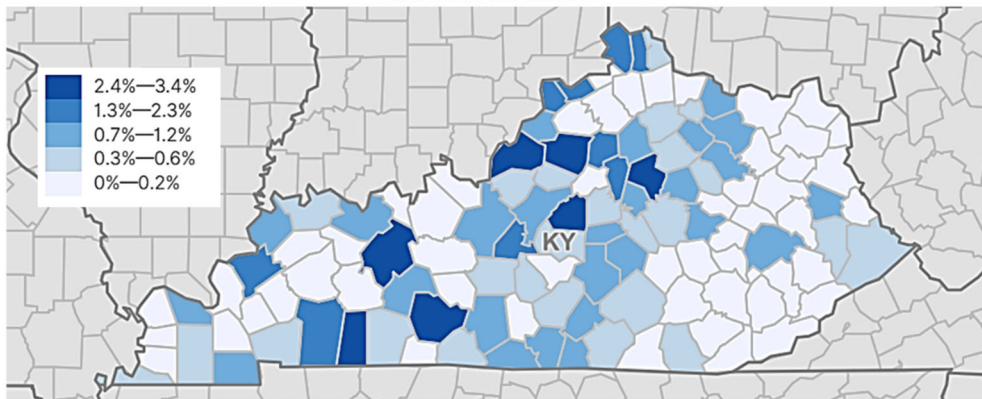
### Number of Limited-English Speaking Households

2021 American Community Survey  
2017-2021 5-Year Estimates



### Percent of all Households that are Limited-English Speaking Households

2021 American Community Survey  
2017-2021 5-Year Estimates



These data are from the Census Bureau's American Community Survey (ACS) Table S1602.

Data are available at <https://data.census.gov/cedsci/>

To directly access Table S1602 with these data from the 2021 ACS 5-year estimates, go to [https://data.census.gov/table?q=S1602&q=0400000US21,21\\$0500000&tid=ACSST5Y2021.S1602](https://data.census.gov/table?q=S1602&q=0400000US21,21$0500000&tid=ACSST5Y2021.S1602)

Kentucky: By The Numbers is an Extension program in the Department of Community and Leadership Development at the University of Kentucky. For more information contact your local Cooperative Extension office or Dr. Julie N. Zimmerman, Professor of Rural Sociology, Department of Community and Leadership Development, 500 Garrigus Building, University of Kentucky, Lexington, KY 40546-0215. email: [jzimm@uky.edu](mailto:jzimm@uky.edu). The entire series is online at <http://kybtn.ca.uky.edu>



Educational programs of Kentucky Cooperative Extension serve all people regardless of economic or social status and will not discriminate on the basis of race, color, ethnic origin, national origin, creed, religion, political belief, sex, sexual orientation, gender identity, gender expression, pregnancy, marital status, genetic information, age, veteran status, or physical or mental disability. UNIVERSITY OF KENTUCKY, KENTUCKY STATE UNIVERSITY, U.S. DEPARTMENT OF AGRICULTURE, AND KENTUCKY COUNTIES, COOPERATING

# Limited English-Speaking Households

## Rowan County



Kentucky: By The Numbers  
<http://kybtn.ca.uky.edu>



Julie N. Zimmerman, Professor, Rural Sociology.  
 February, 2023

**According to the 2021 American Community Survey, between 2017 and 2021, there were 24,306 (+/- 1,238) limited English-speaking households in Kentucky.**

Even though most households in the U.S. speak English at home, there are many who speak languages other than English. In addition, those who speak another language at home may have no difficulty with English, but there are those who do. The Census Bureau defines limited English-speaking households as a household in which no one 14 years old and over speaks only English or speaks a non-English language BUT speaks English “very well.” In other words, to count as a limited English-speaking household, **everyone 14 years old and over** in the household **must have at least some difficulty with English.**

For small counties with small populations, the margins of error can be quite large or confusing. The margin of error tells us how precise the estimate is by indicating the range within which the estimate most likely falls. For help in understanding the margin of error, see the brief Kentucky: By The Numbers publication “[And Now for the Grain of Salt.](#)”

The Kentucky: By The Numbers Program provides resources, training, and assistance in finding and using publicly available secondary data. Data, brief publications, and other resources are available at: <http://kybtn.ca.uky.edu>

	<b>County</b>	<b><i>Margin of Error</i></b>
<b>Limited English-Speaking Households</b>		
Number of Limited English-Speaking Households	17	(+/- 20)
Percent of all Households that are Limited-English Speaking Households	0.2%	(+/- 0.2)
<b>Number of Limited English-Speaking Households speaking...</b>		
Spanish	11	(+/- 18)
Other Indo-European languages (eg. languages of Europe, India, and Iran, etc.)	0	(+/- 23)
Asian and Pacific Island languages (eg. languages of Asia and the Pacific, etc.)	6	(+/- 9)
Other languages (eg. Native American, languages of Africa, indigenous languages of Latin America, etc.)	0	(+/- 23)
<b>Number of all Households speaking...</b>		
Spanish	190	(+/- 92)
Other Indo-European languages (eg. languages of Europe, India, and Iran, etc.)	110	(+/- 75)
Asian and Pacific Island languages (eg. languages of Asia and the Pacific, etc.)	39	(+/- 39)
Other languages (eg. Native American, languages of Africa, indigenous languages of Latin America, etc.)	0	(+/- 23)
<b>Percent of all Households that are Limited-English Speaking Households speaking....</b>		
Spanish	5.8%	(+/- 9.7)
Other Indo-European languages (eg. languages of Europe, India, and Iran, etc.)	0.0%	(+/- 26.7)
Asian and Pacific Island languages (eg. languages of Asia and the Pacific, etc.)	15.4%	(+/- 33.1)
Other languages (eg. Native American, languages of Africa, indigenous languages of Latin America, etc.)	n/a	(+/- n/a)

**< Continued on back side >**

< Continued from front side >

~ Diversity & Inclusion ~

## Limited English-Speaking Households

### Rowan County



<http://kybtn.ca.uky.edu>

Julie N. Zimmerman, Professor, Rural Sociology.

February, 2023

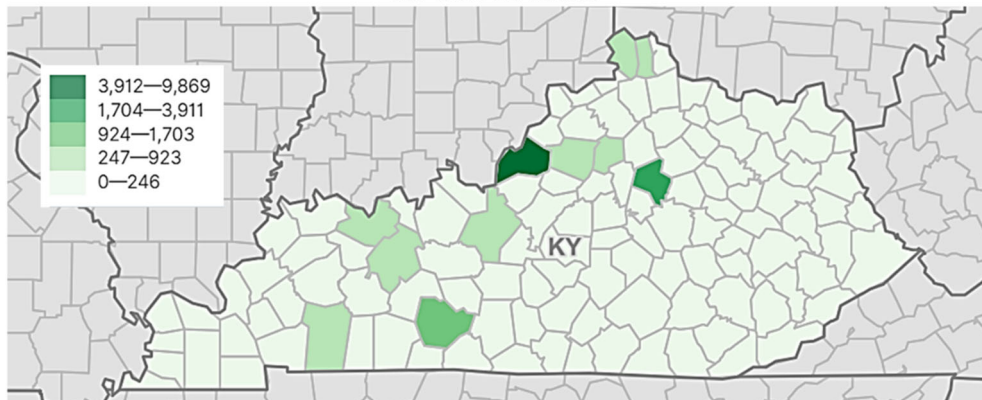


Kentucky: By The Numbers  
<http://kybtn.ca.uky.edu>

The Kentucky: By The Numbers Program provides resources, training, and assistance in finding and using publicly available secondary data. Data, brief publications, and other resources are available at: <http://kybtn.ca.uky.edu>

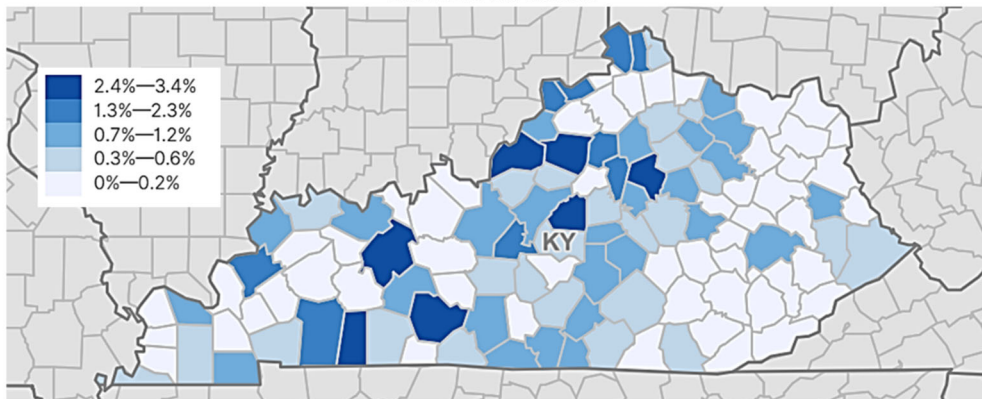
#### Number of Limited-English Speaking Households

2021 American Community Survey  
2017-2021 5-Year Estimates



#### Percent of all Households that are Limited-English Speaking Households

2021 American Community Survey  
2017-2021 5-Year Estimates



These data are from the Census Bureau's American Community Survey (ACS) Table S1602.

Data are available at <https://data.census.gov/cedsci/>

To directly access Table S1602 with these data from the 2021 ACS 5-year estimates, go to [https://data.census.gov/table?q=S1602&q=0400000US21,21\\$0500000&tid=ACSST5Y2021.S1602](https://data.census.gov/table?q=S1602&q=0400000US21,21$0500000&tid=ACSST5Y2021.S1602)

Kentucky: By The Numbers is an Extension program in the Department of Community and Leadership Development at the University of Kentucky. For more information contact your local Cooperative Extension office or Dr. Julie N. Zimmerman, Professor of Rural Sociology, Department of Community and Leadership Development, 500 Garrigus Building, University of Kentucky, Lexington, KY 40546-0215. email: [jzimm@uky.edu](mailto:jzimm@uky.edu). The entire series is online at <http://kybtn.ca.uky.edu>



Educational programs of Kentucky Cooperative Extension serve all people regardless of economic or social status and will not discriminate on the basis of race, color, ethnic origin, national origin, creed, religion, political belief, sex, sexual orientation, gender identity, gender expression, pregnancy, marital status, genetic information, age, veteran status, or physical or mental disability. UNIVERSITY OF KENTUCKY, KENTUCKY STATE UNIVERSITY, U.S. DEPARTMENT OF AGRICULTURE, AND KENTUCKY COUNTIES, COOPERATING

# Limited English-Speaking Households

## Russell County



Kentucky: By The Numbers  
<http://kybtn.ca.uky.edu>



Julie N. Zimmerman, Professor, Rural Sociology.  
 February, 2023

**According to the 2021 American Community Survey, between 2017 and 2021, there were 24,306 (+/- 1,238) limited English-speaking households in Kentucky.**

Even though most households in the U.S. speak English at home, there are many who speak languages other than English. In addition, those who speak another language at home may have no difficulty with English, but there are those who do. The Census Bureau defines limited English-speaking households as a household in which no one 14 years old and over speaks only English or speaks a non-English language BUT speaks English “very well.” In other words, to count as a limited English-speaking household, **everyone 14 years old and over** in the household **must have at least some difficulty with English.**

For small counties with small populations, the margins of error can be quite large or confusing. The margin of error tells us how precise the estimate is by indicating the range within which the estimate most likely falls. For help in understanding the margin of error, see the brief Kentucky: By The Numbers publication “[And Now for the Grain of Salt.](#)”

The Kentucky: By The Numbers Program provides resources, training, and assistance in finding and using publicly available secondary data. Data, brief publications, and other resources are available at: <http://kybtn.ca.uky.edu>

	<b>County</b>	<b><i>Margin of Error</i></b>
<b>Limited English-Speaking Households</b>		
Number of Limited English-Speaking Households	60	(+/- 53)
Percent of all Households that are Limited-English Speaking Households	0.9%	(+/- 0.7)
<b>Number of Limited English-Speaking Households speaking...</b>		
Spanish	19	(+/- 26)
Other Indo-European languages (eg. languages of Europe, India, and Iran, etc.)	41	(+/- 45)
Asian and Pacific Island languages (eg. languages of Asia and the Pacific, etc.)	0	(+/- 19)
Other languages (eg. Native American, languages of Africa, indigenous languages of Latin America, etc.)	0	(+/- 19)
<b>Number of all Households speaking...</b>		
Spanish	144	(+/- 77)
Other Indo-European languages (eg. languages of Europe, India, and Iran, etc.)	82	(+/- 61)
Asian and Pacific Island languages (eg. languages of Asia and the Pacific, etc.)	32	(+/- 35)
Other languages (eg. Native American, languages of Africa, indigenous languages of Latin America, etc.)	0	(+/- 19)
<b>Percent of all Households that are Limited-English Speaking Households speaking....</b>		
Spanish	13.2%	(+/- 20.0)
Other Indo-European languages (eg. languages of Europe, India, and Iran, etc.)	50.0%	(+/- 40.3)
Asian and Pacific Island languages (eg. languages of Asia and the Pacific, etc.)	0.0%	(+/- 54.4)
Other languages (eg. Native American, languages of Africa, indigenous languages of Latin America, etc.)	n/a	(+/- n/a)

**< Continued on back side >**

< Continued from front side >

~ Diversity & Inclusion ~

## Limited English-Speaking Households

### Russell County



<http://kybtn.ca.uky.edu>

Julie N. Zimmerman, Professor, Rural Sociology.

February, 2023

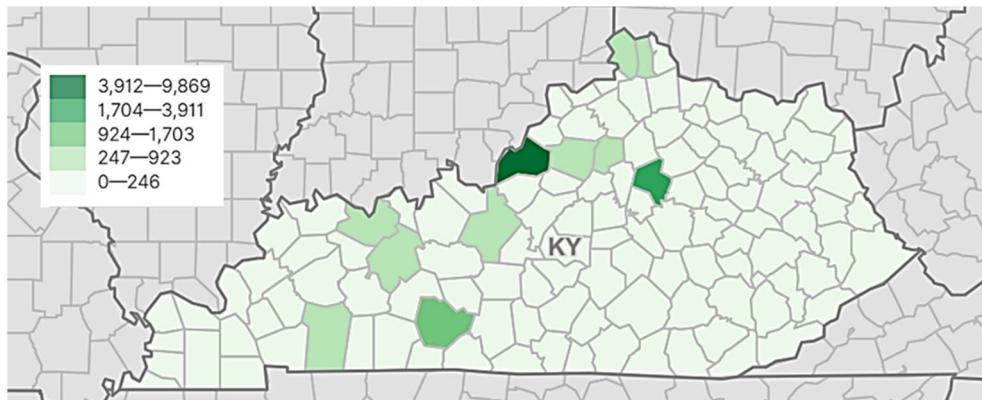


Kentucky: By The Numbers  
<http://kybtn.ca.uky.edu>

The Kentucky: By The Numbers Program provides resources, training, and assistance in finding and using publicly available secondary data. Data, brief publications, and other resources are available at: <http://kybtn.ca.uky.edu>

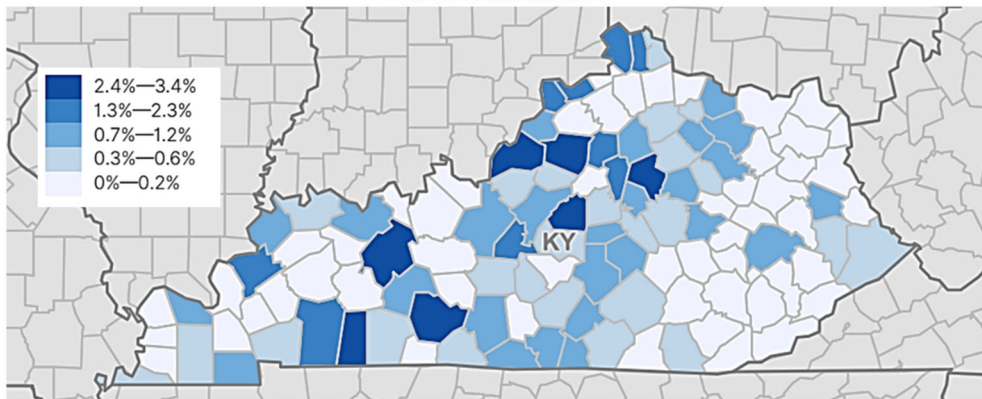
#### Number of Limited-English Speaking Households

2021 American Community Survey  
2017-2021 5-Year Estimates



#### Percent of all Households that are Limited-English Speaking Households

2021 American Community Survey  
2017-2021 5-Year Estimates



These data are from the Census Bureau's American Community Survey (ACS) Table S1602.

Data are available at <https://data.census.gov/cedsci/>

To directly access Table S1602 with these data from the 2021 ACS 5-year estimates, go to [https://data.census.gov/table?q=S1602&q=0400000US21,21\\$0500000&tid=ACSST5Y2021.S1602](https://data.census.gov/table?q=S1602&q=0400000US21,21$0500000&tid=ACSST5Y2021.S1602)

Kentucky: By The Numbers is an Extension program in the Department of Community and Leadership Development at the University of Kentucky. For more information contact your local Cooperative Extension office or Dr. Julie N. Zimmerman, Professor of Rural Sociology, Department of Community and Leadership Development, 500 Garrigus Building, University of Kentucky, Lexington, KY 40546-0215. email: [jzimm@uky.edu](mailto:jzimm@uky.edu). The entire series is online at <http://kybtn.ca.uky.edu>



Educational programs of Kentucky Cooperative Extension serve all people regardless of economic or social status and will not discriminate on the basis of race, color, ethnic origin, national origin, creed, religion, political belief, sex, sexual orientation, gender identity, gender expression, pregnancy, marital status, genetic information, age, veteran status, or physical or mental disability. UNIVERSITY OF KENTUCKY, KENTUCKY STATE UNIVERSITY, U.S. DEPARTMENT OF AGRICULTURE, AND KENTUCKY COUNTIES, COOPERATING



# Limited English-Speaking Households

## Scott County



Kentucky: By The Numbers  
<http://kybtn.ca.uky.edu>



Julie N. Zimmerman, Professor, Rural Sociology.  
 February, 2023

**According to the 2021 American Community Survey, between 2017 and 2021, there were 24,306 (+/- 1,238) limited English-speaking households in Kentucky.**

Even though most households in the U.S. speak English at home, there are many who speak languages other than English. In addition, those who speak another language at home may have no difficulty with English, but there are those who do. The Census Bureau defines limited English-speaking households as a household in which no one 14 years old and over speaks only English or speaks a non-English language BUT speaks English “very well.” In other words, to count as a limited English-speaking household, **everyone 14 years old and over** in the household **must have at least some difficulty with English.**

For small counties with small populations, the margins of error can be quite large or confusing. The margin of error tells us how precise the estimate is by indicating the range within which the estimate most likely falls. For help in understanding the margin of error, see the brief Kentucky: By The Numbers publication “[And Now for the Grain of Salt.](#)”

The Kentucky: By The Numbers Program provides resources, training, and assistance in finding and using publicly available secondary data. Data, brief publications, and other resources are available at: <http://kybtn.ca.uky.edu>

	<b>County</b>	<b><i>Margin of Error</i></b>
<b>Limited English-Speaking Households</b>		
Number of Limited English-Speaking Households	204	<i>(+/- 104)</i>
Percent of all Households that are Limited-English Speaking Households	1%	<i>(+/- 0.5)</i>
<b>Number of Limited English-Speaking Households speaking...</b>		
Spanish	132	<i>(+/- 71)</i>
Other Indo-European languages (eg. languages of Europe, India, and Iran, etc.)	12	<i>(+/- 17)</i>
Asian and Pacific Island languages (eg. languages of Asia and the Pacific, etc.)	60	<i>(+/- 66)</i>
Other languages (eg. Native American, languages of Africa, indigenous languages of Latin America, etc.)	0	<i>(+/- 29)</i>
<b>Number of all Households speaking...</b>		
Spanish	686	<i>(+/- 144)</i>
Other Indo-European languages (eg. languages of Europe, India, and Iran, etc.)	202	<i>(+/- 87)</i>
Asian and Pacific Island languages (eg. languages of Asia and the Pacific, etc.)	228	<i>(+/- 67)</i>
Other languages (eg. Native American, languages of Africa, indigenous languages of Latin America, etc.)	23	<i>(+/- 26)</i>
<b>Percent of all Households that are Limited-English Speaking Households speaking....</b>		
Spanish	19.2%	<i>(+/- 11.2)</i>
Other Indo-European languages (eg. languages of Europe, India, and Iran, etc.)	5.9%	<i>(+/- 9.1)</i>
Asian and Pacific Island languages (eg. languages of Asia and the Pacific, etc.)	26.3%	<i>(+/- 24.9)</i>
Other languages (eg. Native American, languages of Africa, indigenous languages of Latin America, etc.)	0.0%	<i>(+/- 64.2)</i>

**< Continued on back side >**

< Continued from front side >

~ Diversity & Inclusion ~

## Limited English-Speaking Households

### Scott County



<http://kybtn.ca.uky.edu>

Julie N. Zimmerman, Professor, Rural Sociology.

February, 2023

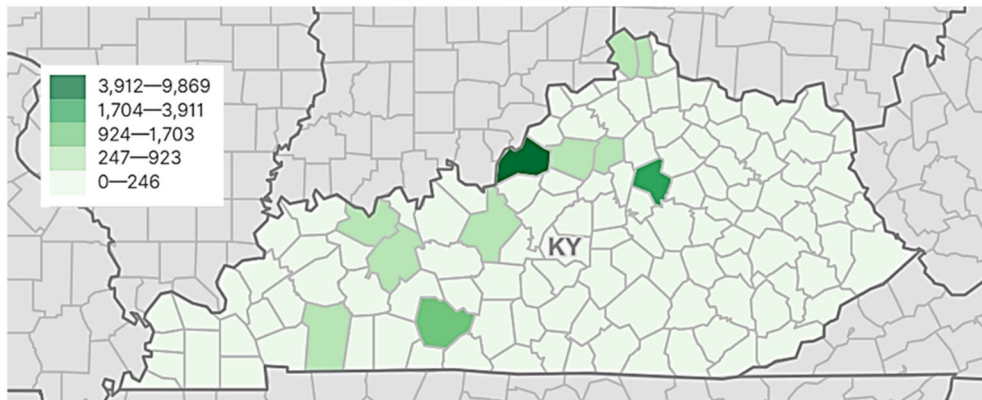


Kentucky: By The Numbers  
<http://kybtn.ca.uky.edu>

The Kentucky: By The Numbers Program provides resources, training, and assistance in finding and using publicly available secondary data. Data, brief publications, and other resources are available at: <http://kybtn.ca.uky.edu>

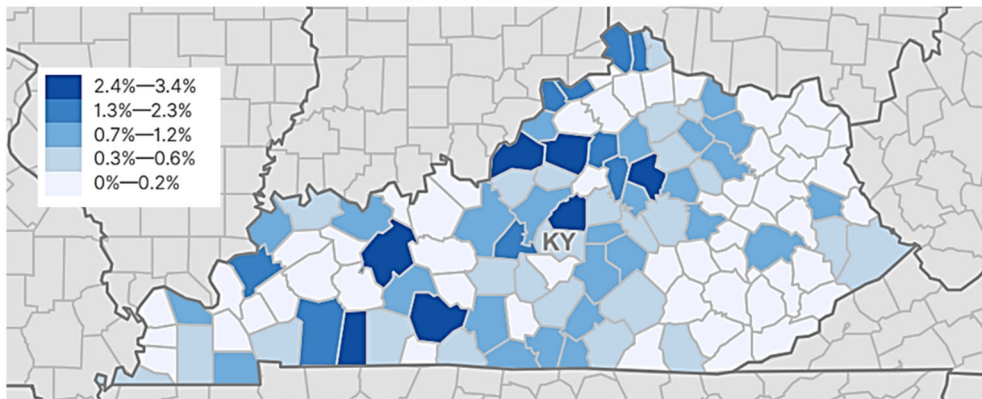
#### Number of Limited-English Speaking Households

2021 American Community Survey  
2017-2021 5-Year Estimates



#### Percent of all Households that are Limited-English Speaking Households

2021 American Community Survey  
2017-2021 5-Year Estimates



These data are from the Census Bureau's American Community Survey (ACS) Table S1602.

Data are available at <https://data.census.gov/cedsci/>

To directly access Table S1602 with these data from the 2021 ACS 5-year estimates, go to [https://data.census.gov/table?q=S1602&q=0400000US21,21\\$0500000&tid=ACSST5Y2021.S1602](https://data.census.gov/table?q=S1602&q=0400000US21,21$0500000&tid=ACSST5Y2021.S1602)

Kentucky: By The Numbers is an Extension program in the Department of Community and Leadership Development at the University of Kentucky. For more information contact your local Cooperative Extension office or Dr. Julie N. Zimmerman, Professor of Rural Sociology, Department of Community and Leadership Development, 500 Garrigus Building, University of Kentucky, Lexington, KY 40546-0215. email: [jzimm@uky.edu](mailto:jzimm@uky.edu). The entire series is online at <http://kybtn.ca.uky.edu>



Educational programs of Kentucky Cooperative Extension serve all people regardless of economic or social status and will not discriminate on the basis of race, color, ethnic origin, national origin, creed, religion, political belief, sex, sexual orientation, gender identity, gender expression, pregnancy, marital status, genetic information, age, veteran status, or physical or mental disability. UNIVERSITY OF KENTUCKY, KENTUCKY STATE UNIVERSITY, U.S. DEPARTMENT OF AGRICULTURE, AND KENTUCKY COUNTIES, COOPERATING

# Limited English-Speaking Households

## Shelby County



Kentucky: By The Numbers  
<http://kybtn.ca.uky.edu>



Julie N. Zimmerman, Professor, Rural Sociology.  
 February, 2023

<http://kybtn.ca.uky.edu>

**According to the 2021 American Community Survey, between 2017 and 2021, there were 24,306 (+/- 1,238) limited English-speaking households in Kentucky.**

Even though most households in the U.S. speak English at home, there are many who speak languages other than English. In addition, those who speak another language at home may have no difficulty with English, but there are those who do. The Census Bureau defines limited English-speaking households as a household in which no one 14 years old and over speaks only English or speaks a non-English language BUT speaks English “very well.” In other words, to count as a limited English-speaking household, **everyone 14 years old and over** in the household **must have at least some difficulty with English.**

For small counties with small populations, the margins of error can be quite large or confusing. The margin of error tells us how precise the estimate is by indicating the range within which the estimate most likely falls. For help in understanding the margin of error, see the brief Kentucky: By The Numbers publication “[And Now for the Grain of Salt.](#)”

The Kentucky: By The Numbers Program provides resources, training, and assistance in finding and using publicly available secondary data. Data, brief publications, and other resources are available at: <http://kybtn.ca.uky.edu>

	<b>County</b>	<b><i>Margin of Error</i></b>
<b>Limited English-Speaking Households</b>		
Number of Limited English-Speaking Households	441	(+/- 167)
Percent of all Households that are Limited-English Speaking Households	2.6%	(+/- 1)
<b>Number of Limited English-Speaking Households speaking...</b>		
Spanish	373	(+/- 160)
Other Indo-European languages (eg. languages of Europe, India, and Iran, etc.)	0	(+/- 26)
Asian and Pacific Island languages (eg. languages of Asia and the Pacific, etc.)	68	(+/- 62)
Other languages (eg. Native American, languages of Africa, indigenous languages of Latin America, etc.)	0	(+/- 26)
<b>Number of all Households speaking...</b>		
Spanish	1,395	(+/- 192)
Other Indo-European languages (eg. languages of Europe, India, and Iran, etc.)	185	(+/- 99)
Asian and Pacific Island languages (eg. languages of Asia and the Pacific, etc.)	139	(+/- 65)
Other languages (eg. Native American, languages of Africa, indigenous languages of Latin America, etc.)	56	(+/- 62)
<b>Percent of all Households that are Limited-English Speaking Households speaking....</b>		
Spanish	26.7%	(+/- 10.5)
Other Indo-European languages (eg. languages of Europe, India, and Iran, etc.)	0.0%	(+/- 17.2)
Asian and Pacific Island languages (eg. languages of Asia and the Pacific, etc.)	48.9%	(+/- 35.1)
Other languages (eg. Native American, languages of Africa, indigenous languages of Latin America, etc.)	0.0%	(+/- 41.1)

**< Continued on back side >**

< Continued from front side >

~ Diversity & Inclusion ~

## Limited English-Speaking Households

### Shelby County



<http://kybtn.ca.uky.edu>

Julie N. Zimmerman, Professor, Rural Sociology.  
February, 2023

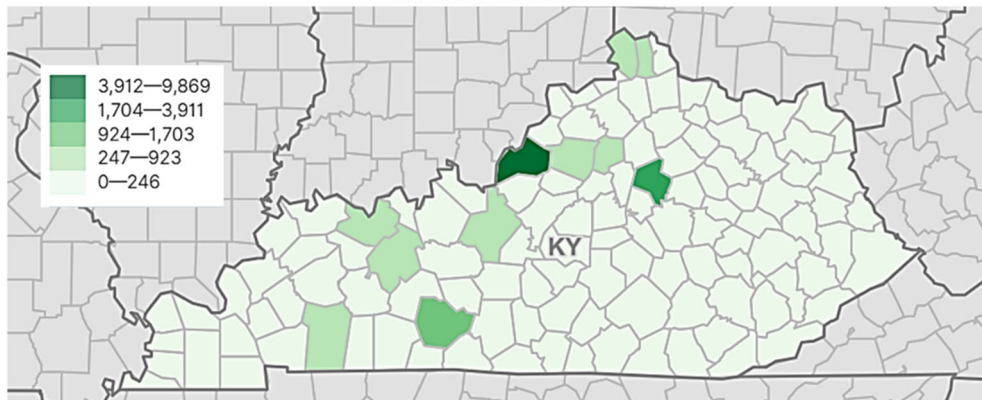


Kentucky: By The Numbers  
<http://kybtn.ca.uky.edu>

The Kentucky: By The Numbers Program provides resources, training, and assistance in finding and using publicly available secondary data. Data, brief publications, and other resources are available at: <http://kybtn.ca.uky.edu>

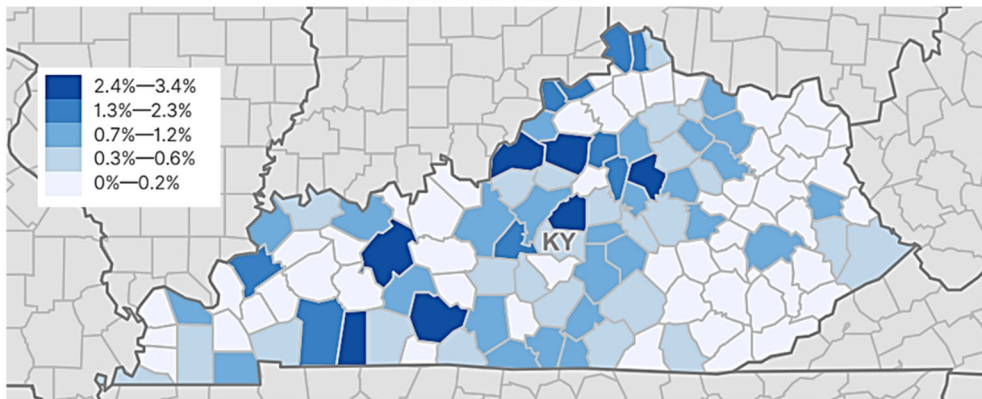
#### Number of Limited-English Speaking Households

2021 American Community Survey  
2017-2021 5-Year Estimates



#### Percent of all Households that are Limited-English Speaking Households

2021 American Community Survey  
2017-2021 5-Year Estimates



These data are from the Census Bureau's American Community Survey (ACS) Table S1602.

Data are available at <https://data.census.gov/cedsci/>

To directly access Table S1602 with these data from the 2021 ACS 5-year estimates, go to [https://data.census.gov/table?q=S1602&q=0400000US21,21\\$0500000&tid=ACSST5Y2021.S1602](https://data.census.gov/table?q=S1602&q=0400000US21,21$0500000&tid=ACSST5Y2021.S1602)

Kentucky: By The Numbers is an Extension program in the Department of Community and Leadership Development at the University of Kentucky. For more information contact your local Cooperative Extension office or Dr. Julie N. Zimmerman, Professor of Rural Sociology, Department of Community and Leadership Development, 500 Garrigus Building, University of Kentucky, Lexington, KY 40546-0215. email: [jzimm@uky.edu](mailto:jzimm@uky.edu). The entire series is online at <http://kybtn.ca.uky.edu>



Educational programs of Kentucky Cooperative Extension serve all people regardless of economic or social status and will not discriminate on the basis of race, color, ethnic origin, national origin, creed, religion, political belief, sex, sexual orientation, gender identity, gender expression, pregnancy, marital status, genetic information, age, veteran status, or physical or mental disability. UNIVERSITY OF KENTUCKY, KENTUCKY STATE UNIVERSITY, U.S. DEPARTMENT OF AGRICULTURE, AND KENTUCKY COUNTIES, COOPERATING

# Limited English-Speaking Households

## Simpson County



Kentucky: By The Numbers  
<http://kybtn.ca.uky.edu>



Julie N. Zimmerman, Professor, Rural Sociology.  
 February, 2023

**According to the 2021 American Community Survey, between 2017 and 2021, there were 24,306 (+/- 1,238) limited English-speaking households in Kentucky.**

Even though most households in the U.S. speak English at home, there are many who speak languages other than English. In addition, those who speak another language at home may have no difficulty with English, but there are those who do. The Census Bureau defines limited English-speaking households as a household in which no one 14 years old and over speaks only English or speaks a non-English language BUT speaks English “very well.” In other words, to count as a limited English-speaking household, **everyone 14 years old and over** in the household **must have at least some difficulty with English.**

For small counties with small populations, the margins of error can be quite large or confusing. The margin of error tells us how precise the estimate is by indicating the range within which the estimate most likely falls. For help in understanding the margin of error, see the brief Kentucky: By The Numbers publication “[And Now for the Grain of Salt.](#)”

The Kentucky: By The Numbers Program provides resources, training, and assistance in finding and using publicly available secondary data. Data, brief publications, and other resources are available at: <http://kybtn.ca.uky.edu>

	<b>County</b>	<b><i>Margin of Error</i></b>
<b>Limited English-Speaking Households</b>		
Number of Limited English-Speaking Households	13	(+/- 16)
Percent of all Households that are Limited-English Speaking Households	0.2%	(+/- 0.2)
<b>Number of Limited English-Speaking Households speaking...</b>		
Spanish	0	(+/- 19)
Other Indo-European languages (eg. languages of Europe, India, and Iran, etc.)	0	(+/- 19)
Asian and Pacific Island languages (eg. languages of Asia and the Pacific, etc.)	13	(+/- 16)
Other languages (eg. Native American, languages of Africa, indigenous languages of Latin America, etc.)	0	(+/- 19)
<b>Number of all Households speaking...</b>		
Spanish	121	(+/- 67)
Other Indo-European languages (eg. languages of Europe, India, and Iran, etc.)	68	(+/- 45)
Asian and Pacific Island languages (eg. languages of Asia and the Pacific, etc.)	24	(+/- 20)
Other languages (eg. Native American, languages of Africa, indigenous languages of Latin America, etc.)	7	(+/- 12)
<b>Percent of all Households that are Limited-English Speaking Households speaking....</b>		
Spanish	0.0%	(+/- 24.7)
Other Indo-European languages (eg. languages of Europe, India, and Iran, etc.)	0.0%	(+/- 37.3)
Asian and Pacific Island languages (eg. languages of Asia and the Pacific, etc.)	54.2%	(+/- 54.2)
Other languages (eg. Native American, languages of Africa, indigenous languages of Latin America, etc.)	0.0%	(+/- 100.0)

**< Continued on back side >**

< Continued from front side >

~ Diversity & Inclusion ~

# Limited English-Speaking Households

## Simpson County



<http://kybtn.ca.uky.edu>

Julie N. Zimmerman, Professor, Rural Sociology.  
February, 2023

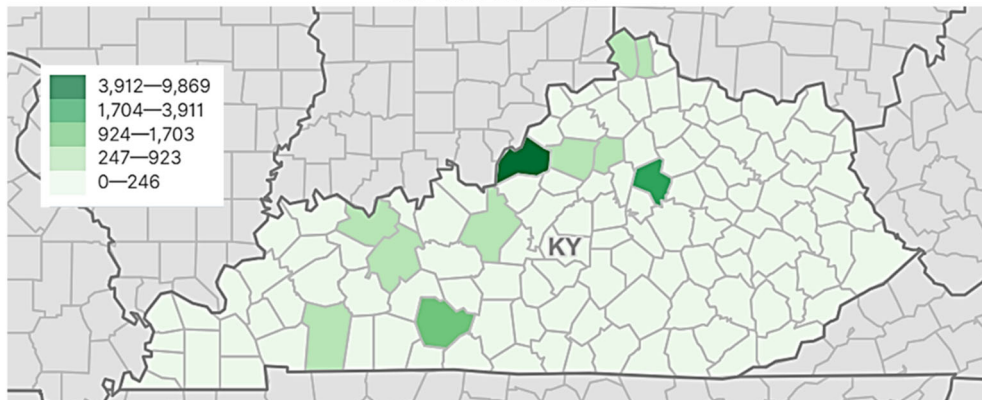


Kentucky: By The Numbers  
<http://kybtn.ca.uky.edu>

The Kentucky: By The Numbers Program provides resources, training, and assistance in finding and using publicly available secondary data. Data, brief publications, and other resources are available at: <http://kybtn.ca.uky.edu>

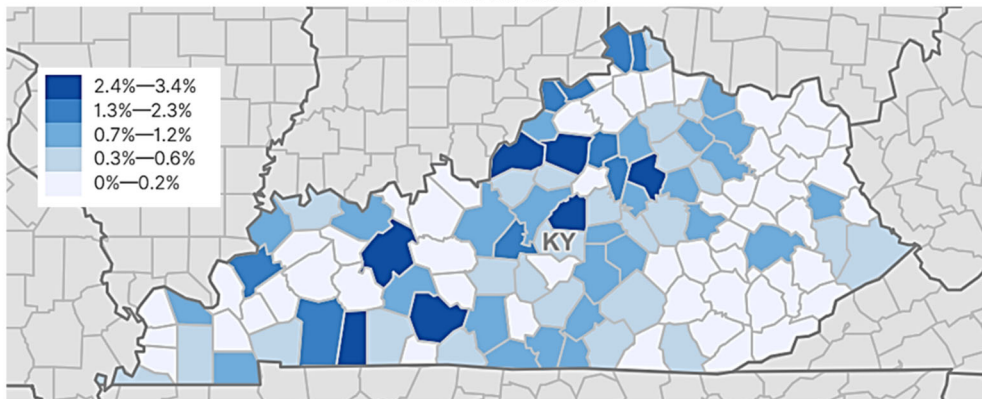
### Number of Limited-English Speaking Households

2021 American Community Survey  
2017-2021 5-Year Estimates



### Percent of all Households that are Limited-English Speaking Households

2021 American Community Survey  
2017-2021 5-Year Estimates



These data are from the Census Bureau's American Community Survey (ACS) Table S1602.

Data are available at <https://data.census.gov/cedsci/>

To directly access Table S1602 with these data from the 2021 ACS 5-year estimates, go to [https://data.census.gov/table?q=S1602&q=0400000US21,21\\$0500000&tid=ACST5Y2021.S1602](https://data.census.gov/table?q=S1602&q=0400000US21,21$0500000&tid=ACST5Y2021.S1602)

Kentucky: By The Numbers is an Extension program in the Department of Community and Leadership Development at the University of Kentucky. For more information contact your local Cooperative Extension office or Dr. Julie N. Zimmerman, Professor of Rural Sociology, Department of Community and Leadership Development, 500 Garrigus Building, University of Kentucky, Lexington, KY 40546-0215. email: [jzimm@uky.edu](mailto:jzimm@uky.edu). The entire series is online at <http://kybtn.ca.uky.edu>



Educational programs of Kentucky Cooperative Extension serve all people regardless of economic or social status and will not discriminate on the basis of race, color, ethnic origin, national origin, creed, religion, political belief, sex, sexual orientation, gender identity, gender expression, pregnancy, marital status, genetic information, age, veteran status, or physical or mental disability. UNIVERSITY OF KENTUCKY, KENTUCKY STATE UNIVERSITY, U.S. DEPARTMENT OF AGRICULTURE, AND KENTUCKY COUNTIES, COOPERATING

# Limited English-Speaking Households

## Spencer County



Kentucky: By The Numbers  
<http://kybtn.ca.uky.edu>



Julie N. Zimmerman, Professor, Rural Sociology.  
 February, 2023

**According to the 2021 American Community Survey, between 2017 and 2021, there were 24,306 (+/- 1,238) limited English-speaking households in Kentucky.**

Even though most households in the U.S. speak English at home, there are many who speak languages other than English. In addition, those who speak another language at home may have no difficulty with English, but there are those who do. The Census Bureau defines limited English-speaking households as a household in which no one 14 years old and over speaks only English or speaks a non-English language BUT speaks English “very well.” In other words, to count as a limited English-speaking household, **everyone 14 years old and over** in the household **must have at least some difficulty with English.**

For small counties with small populations, the margins of error can be quite large or confusing. The margin of error tells us how precise the estimate is by indicating the range within which the estimate most likely falls. For help in understanding the margin of error, see the brief Kentucky: By The Numbers publication “[And Now for the Grain of Salt.](#)”

The Kentucky: By The Numbers Program provides resources, training, and assistance in finding and using publicly available secondary data. Data, brief publications, and other resources are available at: <http://kybtn.ca.uky.edu>

	<b>County</b>	<b><i>Margin of Error</i></b>
<b>Limited English-Speaking Households</b>		
Number of Limited English-Speaking Households	23	(+/- 25)
Percent of all Households that are Limited-English Speaking Households	0.3%	(+/- 0.4)
<b>Number of Limited English-Speaking Households speaking...</b>		
Spanish	23	(+/- 25)
Other Indo-European languages (eg. languages of Europe, India, and Iran, etc.)	0	(+/- 19)
Asian and Pacific Island languages (eg. languages of Asia and the Pacific, etc.)	0	(+/- 19)
Other languages (eg. Native American, languages of Africa, indigenous languages of Latin America, etc.)	0	(+/- 19)
<b>Number of all Households speaking...</b>		
Spanish	169	(+/- 74)
Other Indo-European languages (eg. languages of Europe, India, and Iran, etc.)	25	(+/- 29)
Asian and Pacific Island languages (eg. languages of Asia and the Pacific, etc.)	32	(+/- 26)
Other languages (eg. Native American, languages of Africa, indigenous languages of Latin America, etc.)	0	(+/- 19)
<b>Percent of all Households that are Limited-English Speaking Households speaking....</b>		
Spanish	13.6%	(+/- 17.2)
Other Indo-European languages (eg. languages of Europe, India, and Iran, etc.)	0.0%	(+/- 61.6)
Asian and Pacific Island languages (eg. languages of Asia and the Pacific, etc.)	0.0%	(+/- 54.4)
Other languages (eg. Native American, languages of Africa, indigenous languages of Latin America, etc.)	n/a	(+/- n/a)

**< Continued on back side >**

< Continued from front side >

~ Diversity & Inclusion ~

## Limited English-Speaking Households

### Spencer County



<http://kybtn.ca.uky.edu>



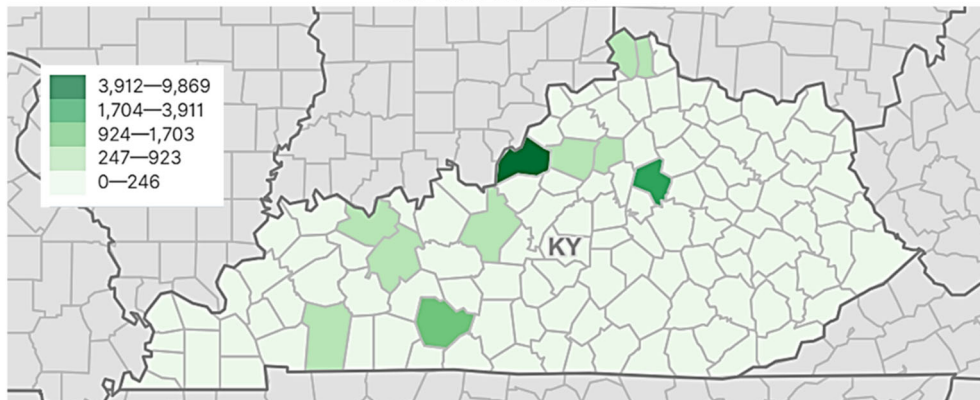
Kentucky: By The Numbers  
<http://kybtn.ca.uky.edu>

Julie N. Zimmerman, Professor, Rural Sociology.  
February, 2023

The Kentucky: By The Numbers Program provides resources, training, and assistance in finding and using publicly available secondary data. Data, brief publications, and other resources are available at: <http://kybtn.ca.uky.edu>

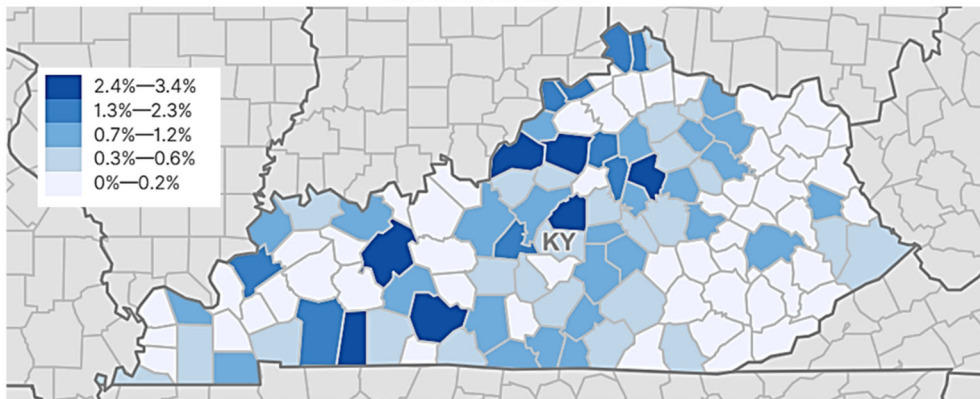
#### Number of Limited-English Speaking Households

2021 American Community Survey  
2017-2021 5-Year Estimates



#### Percent of all Households that are Limited-English Speaking Households

2021 American Community Survey  
2017-2021 5-Year Estimates



These data are from the Census Bureau's American Community Survey (ACS) Table S1602.

Data are available at <https://data.census.gov/cedsci/>

To directly access Table S1602 with these data from the 2021 ACS 5-year estimates, go to [https://data.census.gov/table?q=S1602&q=0400000US21,21\\$0500000&tid=ACSST5Y2021.S1602](https://data.census.gov/table?q=S1602&q=0400000US21,21$0500000&tid=ACSST5Y2021.S1602)

Kentucky: By The Numbers is an Extension program in the Department of Community and Leadership Development at the University of Kentucky. For more information contact your local Cooperative Extension office or Dr. Julie N. Zimmerman, Professor of Rural Sociology, Department of Community and Leadership Development, 500 Garrigus Building, University of Kentucky, Lexington, KY 40546-0215. email: [jzimm@uky.edu](mailto:jzimm@uky.edu). The entire series is online at <http://kybtn.ca.uky.edu>



Educational programs of Kentucky Cooperative Extension serve all people regardless of economic or social status and will not discriminate on the basis of race, color, ethnic origin, national origin, creed, religion, political belief, sex, sexual orientation, gender identity, gender expression, pregnancy, marital status, genetic information, age, veteran status, or physical or mental disability. UNIVERSITY OF KENTUCKY, KENTUCKY STATE UNIVERSITY, U.S. DEPARTMENT OF AGRICULTURE, AND KENTUCKY COUNTIES, COOPERATING



# Limited English-Speaking Households

## Taylor County



Kentucky: By The Numbers  
<http://kybtn.ca.uky.edu>



Julie N. Zimmerman, Professor, Rural Sociology.  
 February, 2023

<http://kybtn.ca.uky.edu>

**According to the 2021 American Community Survey, between 2017 and 2021, there were 24,306 (+/- 1,238) limited English-speaking households in Kentucky.**

Even though most households in the U.S. speak English at home, there are many who speak languages other than English. In addition, those who speak another language at home may have no difficulty with English, but there are those who do. The Census Bureau defines limited English-speaking households as a household in which no one 14 years old and over speaks only English or speaks a non-English language BUT speaks English “very well.” In other words, to count as a limited English-speaking household, **everyone 14 years old and over** in the household **must have at least some difficulty with English.**

For small counties with small populations, the margins of error can be quite large or confusing. The margin of error tells us how precise the estimate is by indicating the range within which the estimate most likely falls. For help in understanding the margin of error, see the brief Kentucky: By The Numbers publication “[And Now for the Grain of Salt.](#)”

The Kentucky: By The Numbers Program provides resources, training, and assistance in finding and using publicly available secondary data. Data, brief publications, and other resources are available at: <http://kybtn.ca.uky.edu>

	<b>County</b>	<b>Margin of Error</b>
<b>Limited English-Speaking Households</b>		
Number of Limited English-Speaking Households	13	(+/- 20)
Percent of all Households that are Limited-English Speaking Households	0.1%	(+/- 0.2)
<b>Number of Limited English-Speaking Households speaking...</b>		
Spanish	0	(+/- 23)
Other Indo-European languages (eg. languages of Europe, India, and Iran, etc.)	13	(+/- 20)
Asian and Pacific Island languages (eg. languages of Asia and the Pacific, etc.)	0	(+/- 23)
Other languages (eg. Native American, languages of Africa, indigenous languages of Latin America, etc.)	0	(+/- 23)
<b>Number of all Households speaking...</b>		
Spanish	41	(+/- 39)
Other Indo-European languages (eg. languages of Europe, India, and Iran, etc.)	146	(+/- 87)
Asian and Pacific Island languages (eg. languages of Asia and the Pacific, etc.)	5	(+/- 8)
Other languages (eg. Native American, languages of Africa, indigenous languages of Latin America, etc.)	29	(+/- 43)
<b>Percent of all Households that are Limited-English Speaking Households speaking....</b>		
Spanish	0.0%	(+/- 48.1)
Other Indo-European languages (eg. languages of Europe, India, and Iran, etc.)	8.9%	(+/- 15.0)
Asian and Pacific Island languages (eg. languages of Asia and the Pacific, etc.)	0.0%	(+/- 100.0)
Other languages (eg. Native American, languages of Africa, indigenous languages of Latin America, etc.)	0.0%	(+/- 57.1)

**< Continued on back side >**

< Continued from front side >

~ Diversity & Inclusion ~

## Limited English-Speaking Households

### Taylor County



<http://kybtn.ca.uky.edu>



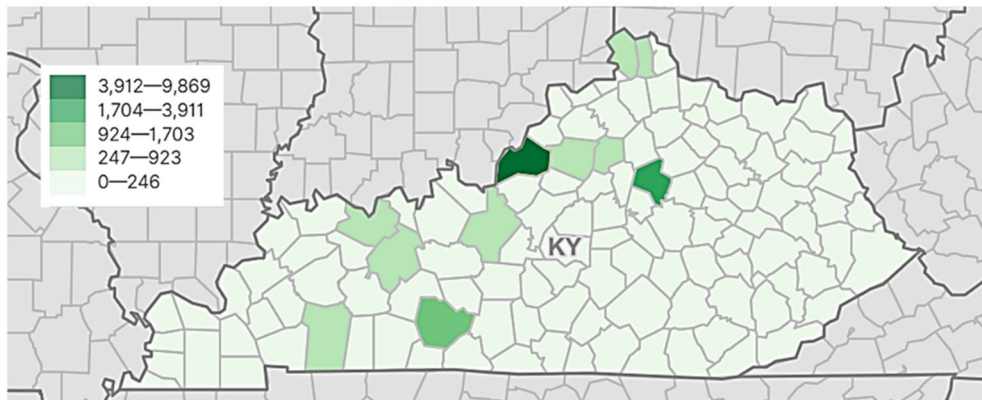
Kentucky: By The Numbers  
<http://kybtn.ca.uky.edu>

Julie N. Zimmerman, Professor, Rural Sociology.  
February, 2023

The Kentucky: By The Numbers Program provides resources, training, and assistance in finding and using publicly available secondary data. Data, brief publications, and other resources are available at: <http://kybtn.ca.uky.edu>

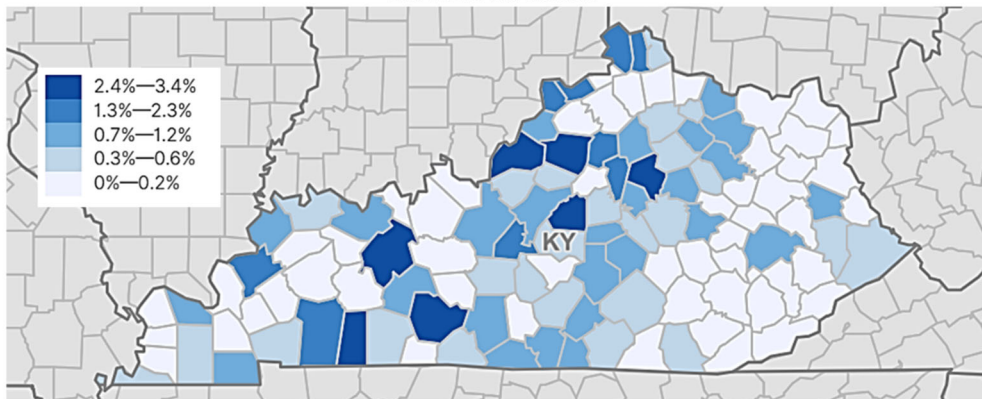
#### Number of Limited-English Speaking Households

2021 American Community Survey  
2017-2021 5-Year Estimates



#### Percent of all Households that are Limited-English Speaking Households

2021 American Community Survey  
2017-2021 5-Year Estimates



These data are from the Census Bureau's American Community Survey (ACS) Table S1602.

Data are available at <https://data.census.gov/cedsci/>

To directly access Table S1602 with these data from the 2021 ACS 5-year estimates, go to [https://data.census.gov/table?q=S1602&q=0400000US21,21\\$0500000&tid=ACSST5Y2021.S1602](https://data.census.gov/table?q=S1602&q=0400000US21,21$0500000&tid=ACSST5Y2021.S1602)

Kentucky: By The Numbers is an Extension program in the Department of Community and Leadership Development at the University of Kentucky. For more information contact your local Cooperative Extension office or Dr. Julie N. Zimmerman, Professor of Rural Sociology, Department of Community and Leadership Development, 500 Garrigus Building, University of Kentucky, Lexington, KY 40546-0215. email: [jzimm@uky.edu](mailto:jzimm@uky.edu). The entire series is online at <http://kybtn.ca.uky.edu>



Educational programs of Kentucky Cooperative Extension serve all people regardless of economic or social status and will not discriminate on the basis of race, color, ethnic origin, national origin, creed, religion, political belief, sex, sexual orientation, gender identity, gender expression, pregnancy, marital status, genetic information, age, veteran status, or physical or mental disability. UNIVERSITY OF KENTUCKY, KENTUCKY STATE UNIVERSITY, U.S. DEPARTMENT OF AGRICULTURE, AND KENTUCKY COUNTIES, COOPERATING

# Limited English-Speaking Households

## Todd County



Kentucky: By The Numbers  
<http://kybtn.ca.uky.edu>



Julie N. Zimmerman, Professor, Rural Sociology.  
 February, 2023

**According to the 2021 American Community Survey, between 2017 and 2021, there were 24,306 (+/- 1,238) limited English-speaking households in Kentucky.**

Even though most households in the U.S. speak English at home, there are many who speak languages other than English. In addition, those who speak another language at home may have no difficulty with English, but there are those who do. The Census Bureau defines limited English-speaking households as a household in which no one 14 years old and over speaks only English or speaks a non-English language BUT speaks English “very well.” In other words, to count as a limited English-speaking household, **everyone 14 years old and over** in the household **must have at least some difficulty with English.**

For small counties with small populations, the margins of error can be quite large or confusing. The margin of error tells us how precise the estimate is by indicating the range within which the estimate most likely falls. For help in understanding the margin of error, see the brief Kentucky: By The Numbers publication “[And Now for the Grain of Salt.](#)”

The Kentucky: By The Numbers Program provides resources, training, and assistance in finding and using publicly available secondary data. Data, brief publications, and other resources are available at: <http://kybtn.ca.uky.edu>

	<b>County</b>	<b><i>Margin of Error</i></b>
<b>Limited English-Speaking Households</b>		
Number of Limited English-Speaking Households	115	<i>(+/- 58)</i>
Percent of all Households that are Limited-English Speaking Households	2.6%	<i>(+/- 1.3)</i>
<b>Number of Limited English-Speaking Households speaking...</b>		
Spanish	80	<i>(+/- 45)</i>
Other Indo-European languages (eg. languages of Europe, India, and Iran, etc.)	35	<i>(+/- 35)</i>
Asian and Pacific Island languages (eg. languages of Asia and the Pacific, etc.)	0	<i>(+/- 19)</i>
Other languages (eg. Native American, languages of Africa, indigenous languages of Latin America, etc.)	0	<i>(+/- 19)</i>
<b>Number of all Households speaking...</b>		
Spanish	111	<i>(+/- 52)</i>
Other Indo-European languages (eg. languages of Europe, India, and Iran, etc.)	293	<i>(+/- 108)</i>
Asian and Pacific Island languages (eg. languages of Asia and the Pacific, etc.)	0	<i>(+/- 19)</i>
Other languages (eg. Native American, languages of Africa, indigenous languages of Latin America, etc.)	0	<i>(+/- 19)</i>
<b>Percent of all Households that are Limited-English Speaking Households speaking....</b>		
Spanish	72.1%	<i>(+/- 17.3)</i>
Other Indo-European languages (eg. languages of Europe, India, and Iran, etc.)	11.9%	<i>(+/- 12.3)</i>
Asian and Pacific Island languages (eg. languages of Asia and the Pacific, etc.)	n/a	<i>(+/- n/a)</i>
Other languages (eg. Native American, languages of Africa, indigenous languages of Latin America, etc.)	n/a	<i>(+/- n/a)</i>

**< Continued on back side >**

< Continued from front side >

~ Diversity & Inclusion ~

## Limited English-Speaking Households

### Todd County



<http://kybtn.ca.uky.edu>

Julie N. Zimmerman, Professor, Rural Sociology.

February, 2023

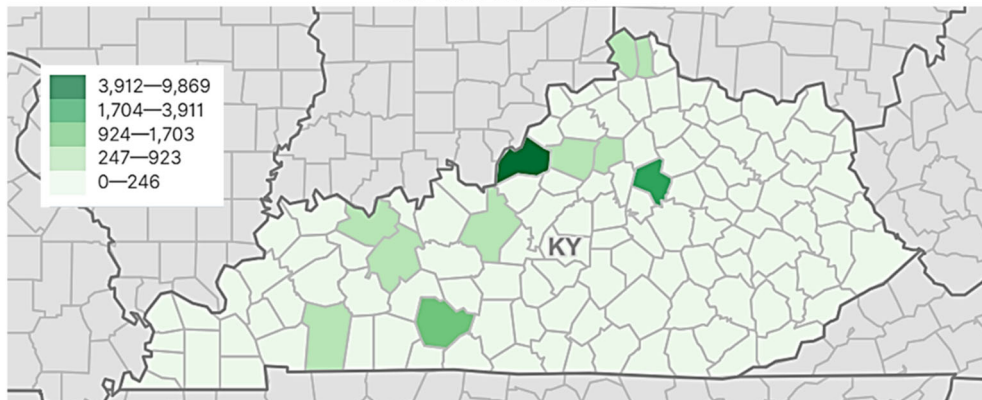


Kentucky: By The Numbers  
<http://kybtn.ca.uky.edu>

The Kentucky: By The Numbers Program provides resources, training, and assistance in finding and using publicly available secondary data. Data, brief publications, and other resources are available at: <http://kybtn.ca.uky.edu>

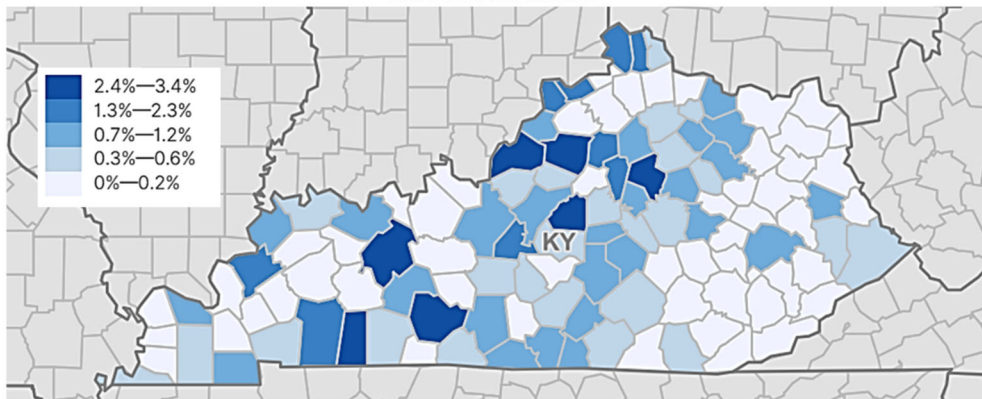
#### Number of Limited-English Speaking Households

2021 American Community Survey  
2017-2021 5-Year Estimates



#### Percent of all Households that are Limited-English Speaking Households

2021 American Community Survey  
2017-2021 5-Year Estimates



These data are from the Census Bureau's American Community Survey (ACS) Table S1602.

Data are available at <https://data.census.gov/cedsci/>

To directly access Table S1602 with these data from the 2021 ACS 5-year estimates, go to [https://data.census.gov/table?q=S1602&q=0400000US21,21\\$0500000&tid=ACSST5Y2021.S1602](https://data.census.gov/table?q=S1602&q=0400000US21,21$0500000&tid=ACSST5Y2021.S1602)

Kentucky: By The Numbers is an Extension program in the Department of Community and Leadership Development at the University of Kentucky. For more information contact your local Cooperative Extension office or Dr. Julie N. Zimmerman, Professor of Rural Sociology, Department of Community and Leadership Development, 500 Garrigus Building, University of Kentucky, Lexington, KY 40546-0215. email: [jzimm@uky.edu](mailto:jzimm@uky.edu). The entire series is online at <http://kybtn.ca.uky.edu>



Educational programs of Kentucky Cooperative Extension serve all people regardless of economic or social status and will not discriminate on the basis of race, color, ethnic origin, national origin, creed, religion, political belief, sex, sexual orientation, gender identity, gender expression, pregnancy, marital status, genetic information, age, veteran status, or physical or mental disability. UNIVERSITY OF KENTUCKY, KENTUCKY STATE UNIVERSITY, U.S. DEPARTMENT OF AGRICULTURE, AND KENTUCKY COUNTIES, COOPERATING