

Limited English-Speaking Households

Nicholas County



Kentucky: By The Numbers
<http://kybtn.ca.uky.edu>



Julie N. Zimmerman, Professor, Rural Sociology.
 February, 2023

According to the 2021 American Community Survey, between 2017 and 2021, there were 24,306 (+/- 1,238) limited English-speaking households in Kentucky.

Even though most households in the U.S. speak English at home, there are many who speak languages other than English. In addition, those who speak another language at home may have no difficulty with English, but there are those who do. The Census Bureau defines limited English-speaking households as a household in which no one 14 years old and over speaks only English or speaks a non-English language BUT speaks English “very well.” In other words, to count as a limited English-speaking household, **everyone 14 years old and over** in the household **must have at least some difficulty with English.**

For small counties with small populations, the margins of error can be quite large or confusing. The margin of error tells us how precise the estimate is by indicating the range within which the estimate most likely falls. For help in understanding the margin of error, see the brief Kentucky: By The Numbers publication “[And Now for the Grain of Salt.](#)”

The Kentucky: By The Numbers Program provides resources, training, and assistance in finding and using publicly available secondary data. Data, brief publications, and other resources are available at: <http://kybtn.ca.uky.edu>

	County	<i>Margin of Error</i>
Limited English-Speaking Households		
Number of Limited English-Speaking Households	22	(+/- 28)
Percent of all Households that are Limited-English Speaking Households	0.8%	(+/- 1)
Number of Limited English-Speaking Households speaking...		
Spanish	4	(+/- 8)
Other Indo-European languages (eg. languages of Europe, India, and Iran, etc.)	18	(+/- 27)
Asian and Pacific Island languages (eg. languages of Asia and the Pacific, etc.)	0	(+/- 17)
Other languages (eg. Native American, languages of Africa, indigenous languages of Latin America, etc.)	0	(+/- 17)
Number of all Households speaking...		
Spanish	12	(+/- 18)
Other Indo-European languages (eg. languages of Europe, India, and Iran, etc.)	28	(+/- 33)
Asian and Pacific Island languages (eg. languages of Asia and the Pacific, etc.)	0	(+/- 17)
Other languages (eg. Native American, languages of Africa, indigenous languages of Latin America, etc.)	0	(+/- 17)
Percent of all Households that are Limited-English Speaking Households speaking....		
Spanish	33.3%	(+/- 61.0)
Other Indo-European languages (eg. languages of Europe, India, and Iran, etc.)	64.3%	(+/- 54.1)
Asian and Pacific Island languages (eg. languages of Asia and the Pacific, etc.)	n/a	(+/- n/a)
Other languages (eg. Native American, languages of Africa, indigenous languages of Latin America, etc.)	n/a	(+/- n/a)

< Continued on back side >

< Continued from front side >

~ Diversity & Inclusion ~

Limited English-Speaking Households

Nicholas County



<http://kybtn.ca.uky.edu>

Julie N. Zimmerman, Professor, Rural Sociology.

February, 2023

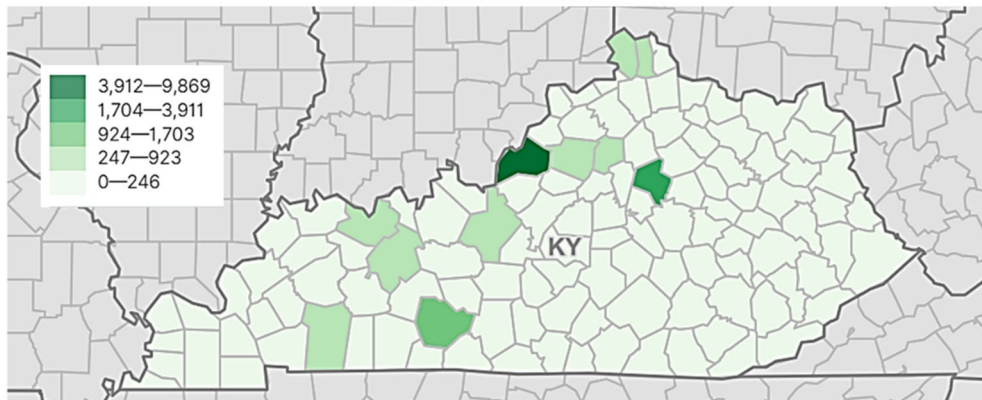


Kentucky: By The Numbers
<http://kybtn.ca.uky.edu>

The Kentucky: By The Numbers Program provides resources, training, and assistance in finding and using publicly available secondary data. Data, brief publications, and other resources are available at: <http://kybtn.ca.uky.edu>

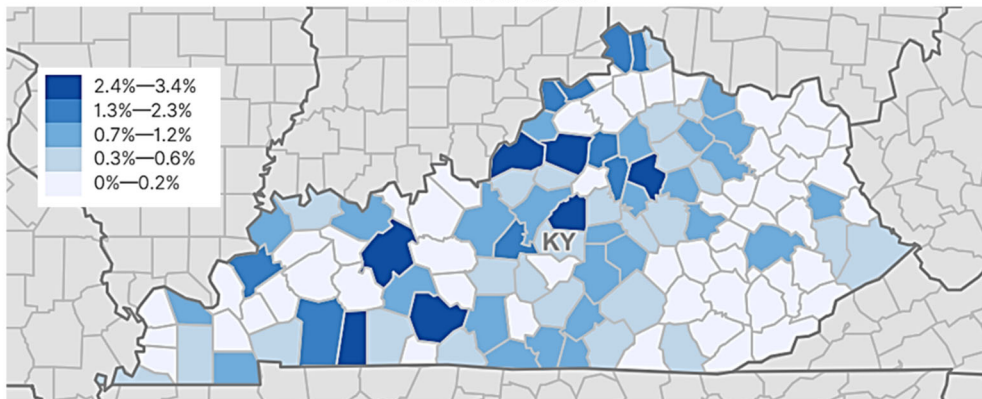
Number of Limited-English Speaking Households

2021 American Community Survey
2017-2021 5-Year Estimates



Percent of all Households that are Limited-English Speaking Households

2021 American Community Survey
2017-2021 5-Year Estimates



These data are from the Census Bureau's American Community Survey (ACS) Table S1602.

Data are available at <https://data.census.gov/cedsci/>

To directly access Table S1602 with these data from the 2021 ACS 5-year estimates, go to [https://data.census.gov/table?q=S1602&q=0400000US21,21\\$0500000&tid=ACSST5Y2021.S1602](https://data.census.gov/table?q=S1602&q=0400000US21,21$0500000&tid=ACSST5Y2021.S1602)

Kentucky: By The Numbers is an Extension program in the Department of Community and Leadership Development at the University of Kentucky. For more information contact your local Cooperative Extension office or Dr. Julie N. Zimmerman, Professor of Rural Sociology, Department of Community and Leadership Development, 500 Garrigus Building, University of Kentucky, Lexington, KY 40546-0215. email: jzimm@uky.edu. The entire series is online at <http://kybtn.ca.uky.edu>



Educational programs of Kentucky Cooperative Extension serve all people regardless of economic or social status and will not discriminate on the basis of race, color, ethnic origin, national origin, creed, religion, political belief, sex, sexual orientation, gender identity, gender expression, pregnancy, marital status, genetic information, age, veteran status, or physical or mental disability. UNIVERSITY OF KENTUCKY, KENTUCKY STATE UNIVERSITY, U.S. DEPARTMENT OF AGRICULTURE, AND KENTUCKY COUNTIES, COOPERATING

Limited English-Speaking Households

Ohio County



Kentucky: By The Numbers
<http://kybtn.ca.uky.edu>



Julie N. Zimmerman, Professor, Rural Sociology.
 February, 2023

According to the 2021 American Community Survey, between 2017 and 2021, there were 24,306 (+/- 1,238) limited English-speaking households in Kentucky.

Even though most households in the U.S. speak English at home, there are many who speak languages other than English. In addition, those who speak another language at home may have no difficulty with English, but there are those who do. The Census Bureau defines limited English-speaking households as a household in which no one 14 years old and over speaks only English or speaks a non-English language BUT speaks English “very well.” In other words, to count as a limited English-speaking household, **everyone 14 years old and over** in the household **must have at least some difficulty with English.**

For small counties with small populations, the margins of error can be quite large or confusing. The margin of error tells us how precise the estimate is by indicating the range within which the estimate most likely falls. For help in understanding the margin of error, see the brief Kentucky: By The Numbers publication “[And Now for the Grain of Salt.](#)”

The Kentucky: By The Numbers Program provides resources, training, and assistance in finding and using publicly available secondary data. Data, brief publications, and other resources are available at: <http://kybtn.ca.uky.edu>

	County	<i>Margin of Error</i>
Limited English-Speaking Households		
Number of Limited English-Speaking Households	299	(+/- 204)
Percent of all Households that are Limited-English Speaking Households	3.4%	(+/- 2.3)
Number of Limited English-Speaking Households speaking...		
Spanish	282	(+/- 205)
Other Indo-European languages (eg. languages of Europe, India, and Iran, etc.)	2	(+/- 4)
Asian and Pacific Island languages (eg. languages of Asia and the Pacific, etc.)	15	(+/- 15)
Other languages (eg. Native American, languages of Africa, indigenous languages of Latin America, etc.)	0	(+/- 23)
Number of all Households speaking...		
Spanish	409	(+/- 183)
Other Indo-European languages (eg. languages of Europe, India, and Iran, etc.)	19	(+/- 19)
Asian and Pacific Island languages (eg. languages of Asia and the Pacific, etc.)	15	(+/- 15)
Other languages (eg. Native American, languages of Africa, indigenous languages of Latin America, etc.)	7	(+/- 11)
Percent of all Households that are Limited-English Speaking Households speaking....		
Spanish	68.9%	(+/- 26.4)
Other Indo-European languages (eg. languages of Europe, India, and Iran, etc.)	10.5%	(+/- 28.1)
Asian and Pacific Island languages (eg. languages of Asia and the Pacific, etc.)	100.0%	(+/- 79.5)
Other languages (eg. Native American, languages of Africa, indigenous languages of Latin America, etc.)	0.0%	(+/- 100.0)

< Continued on back side >

< Continued from front side >

~ Diversity & Inclusion ~

Limited English-Speaking Households

Ohio County



<http://kybtn.ca.uky.edu>

Julie N. Zimmerman, Professor, Rural Sociology.

February, 2023

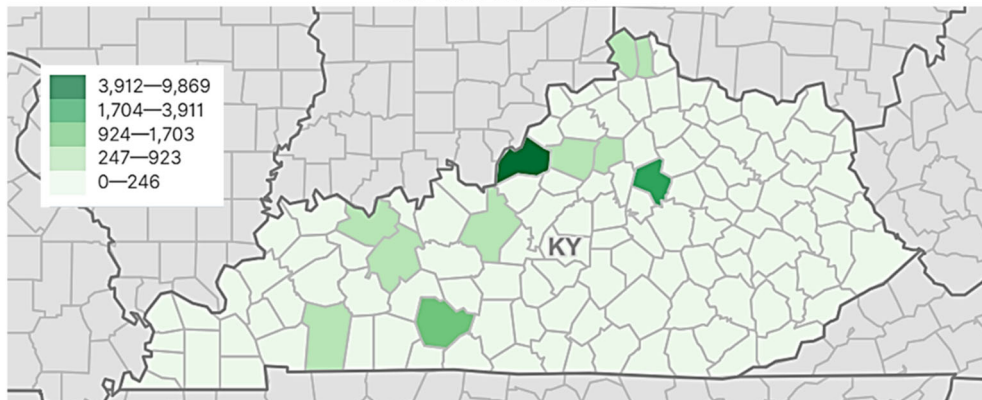


Kentucky: By The Numbers
<http://kybtn.ca.uky.edu>

The Kentucky: By The Numbers Program provides resources, training, and assistance in finding and using publicly available secondary data. Data, brief publications, and other resources are available at: <http://kybtn.ca.uky.edu>

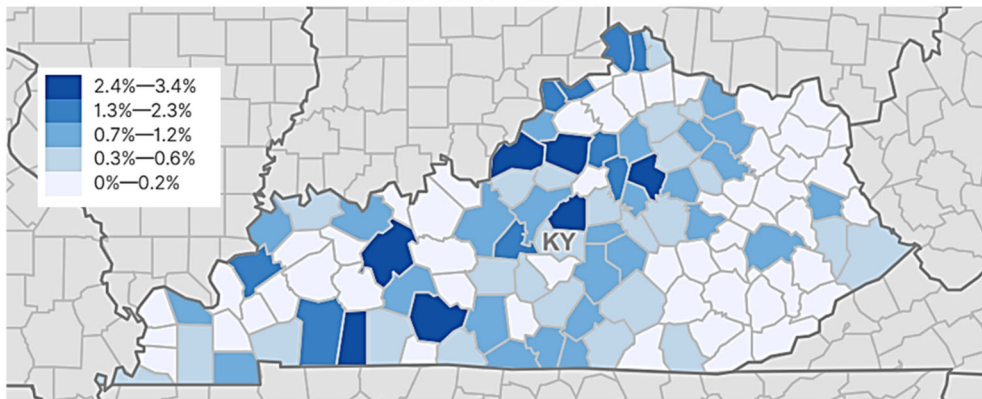
Number of Limited-English Speaking Households

2021 American Community Survey
2017-2021 5-Year Estimates



Percent of all Households that are Limited-English Speaking Households

2021 American Community Survey
2017-2021 5-Year Estimates



These data are from the Census Bureau's American Community Survey (ACS) Table S1602.

Data are available at <https://data.census.gov/cedsci/>

To directly access Table S1602 with these data from the 2021 ACS 5-year estimates, go to [https://data.census.gov/table?q=S1602&q=0400000US21,21\\$0500000&tid=ACSST5Y2021.S1602](https://data.census.gov/table?q=S1602&q=0400000US21,21$0500000&tid=ACSST5Y2021.S1602)

Kentucky: By The Numbers is an Extension program in the Department of Community and Leadership Development at the University of Kentucky. For more information contact your local Cooperative Extension office or Dr. Julie N. Zimmerman, Professor of Rural Sociology, Department of Community and Leadership Development, 500 Garrigus Building, University of Kentucky, Lexington, KY 40546-0215. email: jzimm@uky.edu. The entire series is online at <http://kybtn.ca.uky.edu>



University of Kentucky
College of Agriculture,
Food and Environment
Cooperative Extension Service

Educational programs of Kentucky Cooperative Extension serve all people regardless of economic or social status and will not discriminate on the basis of race, color, ethnic origin, national origin, creed, religion, political belief, sex, sexual orientation, gender identity, gender expression, pregnancy, marital status, genetic information, age, veteran status, or physical or mental disability. UNIVERSITY OF KENTUCKY, KENTUCKY STATE UNIVERSITY, U.S. DEPARTMENT OF AGRICULTURE, AND KENTUCKY COUNTIES, COOPERATING

Limited English-Speaking Households

Oldham County



Kentucky: By The Numbers
<http://kybtn.ca.uky.edu>



Julie N. Zimmerman, Professor, Rural Sociology.
 February, 2023

According to the 2021 American Community Survey, between 2017 and 2021, there were 24,306 (+/- 1,238) limited English-speaking households in Kentucky.

Even though most households in the U.S. speak English at home, there are many who speak languages other than English. In addition, those who speak another language at home may have no difficulty with English, but there are those who do. The Census Bureau defines limited English-speaking households as a household in which no one 14 years old and over speaks only English or speaks a non-English language BUT speaks English “very well.” In other words, to count as a limited English-speaking household, **everyone 14 years old and over** in the household **must have at least some difficulty with English.**

For small counties with small populations, the margins of error can be quite large or confusing. The margin of error tells us how precise the estimate is by indicating the range within which the estimate most likely falls. For help in understanding the margin of error, see the brief Kentucky: By The Numbers publication “[And Now for the Grain of Salt.](#)”

The Kentucky: By The Numbers Program provides resources, training, and assistance in finding and using publicly available secondary data. Data, brief publications, and other resources are available at: <http://kybtn.ca.uky.edu>

	County	<i>Margin of Error</i>
Limited English-Speaking Households		
Number of Limited English-Speaking Households	153	(+/- 99)
Percent of all Households that are Limited-English Speaking Households	0.7%	(+/- 0.5)
Number of Limited English-Speaking Households speaking...		
Spanish	36	(+/- 60)
Other Indo-European languages (eg. languages of Europe, India, and Iran, etc.)	17	(+/- 15)
Asian and Pacific Island languages (eg. languages of Asia and the Pacific, etc.)	100	(+/- 75)
Other languages (eg. Native American, languages of Africa, indigenous languages of Latin America, etc.)	0	(+/- 29)
Number of all Households speaking...		
Spanish	797	(+/- 197)
Other Indo-European languages (eg. languages of Europe, India, and Iran, etc.)	462	(+/- 101)
Asian and Pacific Island languages (eg. languages of Asia and the Pacific, etc.)	214	(+/- 83)
Other languages (eg. Native American, languages of Africa, indigenous languages of Latin America, etc.)	93	(+/- 64)
Percent of all Households that are Limited-English Speaking Households speaking....		
Spanish	4.5%	(+/- 7.7)
Other Indo-European languages (eg. languages of Europe, India, and Iran, etc.)	3.7%	(+/- 3.1)
Asian and Pacific Island languages (eg. languages of Asia and the Pacific, etc.)	46.7%	(+/- 27.4)
Other languages (eg. Native American, languages of Africa, indigenous languages of Latin America, etc.)	0.0%	(+/- 30.4)

< Continued on back side >

< Continued from front side >

~ Diversity & Inclusion ~

Limited English-Speaking Households

Oldham County



<http://kybtn.ca.uky.edu>

Julie N. Zimmerman, Professor, Rural Sociology.

February, 2023

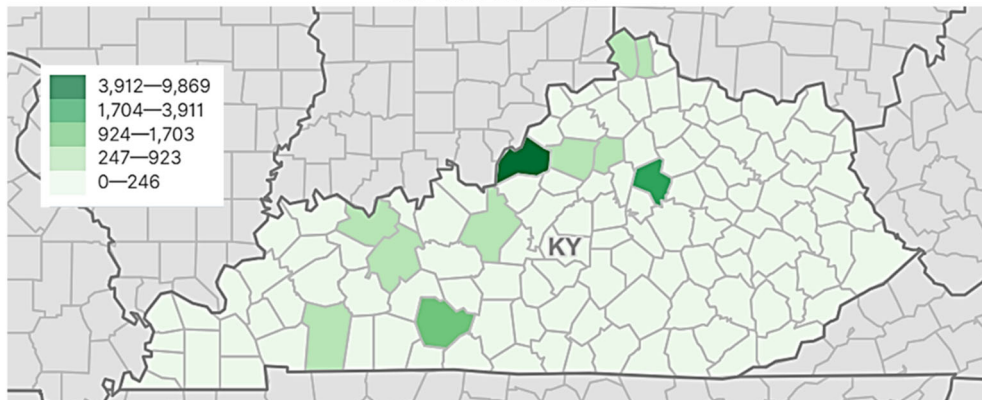


Kentucky: By The Numbers
<http://kybtn.ca.uky.edu>

The Kentucky: By The Numbers Program provides resources, training, and assistance in finding and using publicly available secondary data. Data, brief publications, and other resources are available at: <http://kybtn.ca.uky.edu>

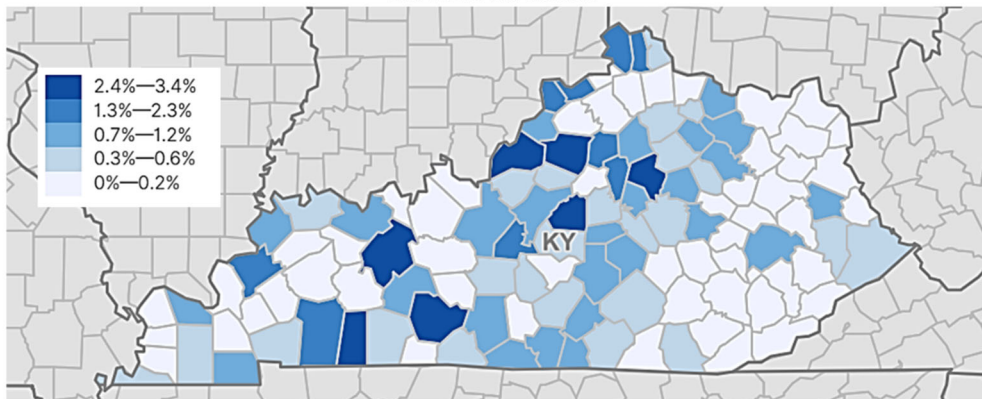
Number of Limited-English Speaking Households

2021 American Community Survey
2017-2021 5-Year Estimates



Percent of all Households that are Limited-English Speaking Households

2021 American Community Survey
2017-2021 5-Year Estimates



These data are from the Census Bureau's American Community Survey (ACS) Table S1602.

Data are available at <https://data.census.gov/cedsci/>

To directly access Table S1602 with these data from the 2021 ACS 5-year estimates, go to [https://data.census.gov/table?q=S1602&q=0400000US21,21\\$0500000&tid=ACSST5Y2021.S1602](https://data.census.gov/table?q=S1602&q=0400000US21,21$0500000&tid=ACSST5Y2021.S1602)

Kentucky: By The Numbers is an Extension program in the Department of Community and Leadership Development at the University of Kentucky. For more information contact your local Cooperative Extension office or Dr. Julie N. Zimmerman, Professor of Rural Sociology, Department of Community and Leadership Development, 500 Garrigus Building, University of Kentucky, Lexington, KY 40546-0215. email: jzimm@uky.edu. The entire series is online at <http://kybtn.ca.uky.edu>



Educational programs of Kentucky Cooperative Extension serve all people regardless of economic or social status and will not discriminate on the basis of race, color, ethnic origin, national origin, creed, religion, political belief, sex, sexual orientation, gender identity, gender expression, pregnancy, marital status, genetic information, age, veteran status, or physical or mental disability. UNIVERSITY OF KENTUCKY, KENTUCKY STATE UNIVERSITY, U.S. DEPARTMENT OF AGRICULTURE, AND KENTUCKY COUNTIES, COOPERATING

Limited English-Speaking Households

Owen County



Kentucky: By The Numbers
<http://kybtn.ca.uky.edu>



Julie N. Zimmerman, Professor, Rural Sociology.
 February, 2023

<http://kybtn.ca.uky.edu>

According to the 2021 American Community Survey, between 2017 and 2021, there were 24,306 (+/- 1,238) limited English-speaking households in Kentucky.

Even though most households in the U.S. speak English at home, there are many who speak languages other than English. In addition, those who speak another language at home may have no difficulty with English, but there are those who do. The Census Bureau defines limited English-speaking households as a household in which no one 14 years old and over speaks only English or speaks a non-English language BUT speaks English “very well.” In other words, to count as a limited English-speaking household, **everyone 14 years old and over** in the household **must have at least some difficulty with English.**

For small counties with small populations, the margins of error can be quite large or confusing. The margin of error tells us how precise the estimate is by indicating the range within which the estimate most likely falls. For help in understanding the margin of error, see the brief Kentucky: By The Numbers publication “[And Now for the Grain of Salt.](#)”

The Kentucky: By The Numbers Program provides resources, training, and assistance in finding and using publicly available secondary data. Data, brief publications, and other resources are available at: <http://kybtn.ca.uky.edu>

	County	<i>Margin of Error</i>
Limited English-Speaking Households		
Number of Limited English-Speaking Households	0	(+/- 19)
Percent of all Households that are Limited-English Speaking Households	0%	(+/- 0.8)
Number of Limited English-Speaking Households speaking...		
Spanish	0	(+/- 19)
Other Indo-European languages (eg. languages of Europe, India, and Iran, etc.)	0	(+/- 19)
Asian and Pacific Island languages (eg. languages of Asia and the Pacific, etc.)	0	(+/- 19)
Other languages (eg. Native American, languages of Africa, indigenous languages of Latin America, etc.)	0	(+/- 19)
Number of all Households speaking...		
Spanish	50	(+/- 51)
Other Indo-European languages (eg. languages of Europe, India, and Iran, etc.)	6	(+/- 9)
Asian and Pacific Island languages (eg. languages of Asia and the Pacific, etc.)	32	(+/- 39)
Other languages (eg. Native American, languages of Africa, indigenous languages of Latin America, etc.)	0	(+/- 19)
Percent of all Households that are Limited-English Speaking Households speaking....		
Spanish	0.0%	(+/- 43.5)
Other Indo-European languages (eg. languages of Europe, India, and Iran, etc.)	0.0%	(+/- 100.0)
Asian and Pacific Island languages (eg. languages of Asia and the Pacific, etc.)	0.0%	(+/- 54.4)
Other languages (eg. Native American, languages of Africa, indigenous languages of Latin America, etc.)	n/a	(+/- n/a)

< Continued on back side >

< Continued from front side >

~ Diversity & Inclusion ~

Limited English-Speaking Households

Owen County



<http://kybtn.ca.uky.edu>

Julie N. Zimmerman, Professor, Rural Sociology.

February, 2023

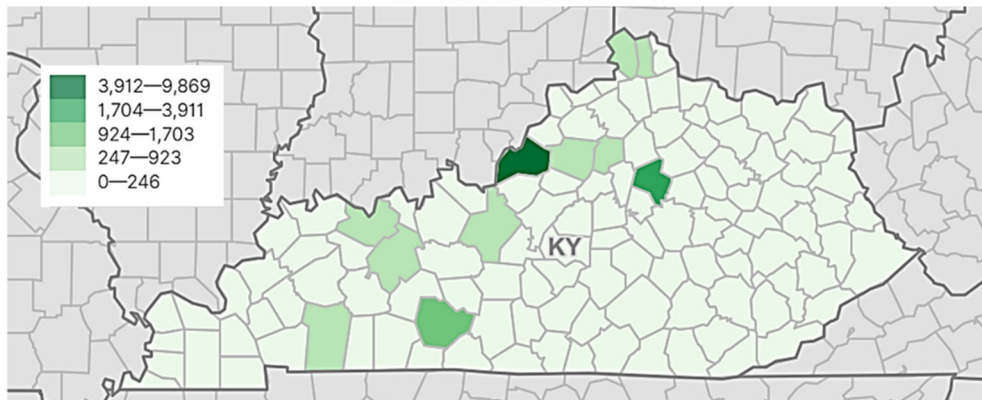


Kentucky: By The Numbers
<http://kybtn.ca.uky.edu>

The Kentucky: By The Numbers Program provides resources, training, and assistance in finding and using publicly available secondary data. Data, brief publications, and other resources are available at: <http://kybtn.ca.uky.edu>

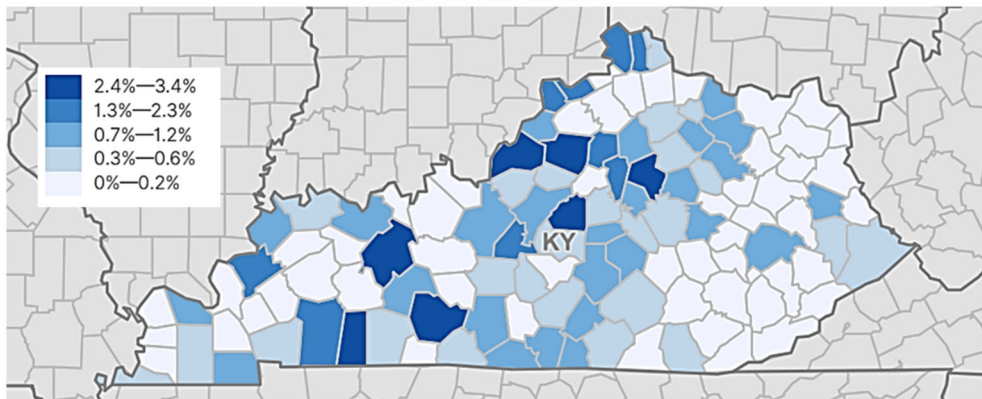
Number of Limited-English Speaking Households

2021 American Community Survey
2017-2021 5-Year Estimates



Percent of all Households that are Limited-English Speaking Households

2021 American Community Survey
2017-2021 5-Year Estimates



These data are from the Census Bureau's American Community Survey (ACS) Table S1602.

Data are available at <https://data.census.gov/cedsci/>

To directly access Table S1602 with these data from the 2021 ACS 5-year estimates, go to [https://data.census.gov/table?q=S1602&q=0400000US21,21\\$0500000&tid=ACSST5Y2021.S1602](https://data.census.gov/table?q=S1602&q=0400000US21,21$0500000&tid=ACSST5Y2021.S1602)

Kentucky: By The Numbers is an Extension program in the Department of Community and Leadership Development at the University of Kentucky. For more information contact your local Cooperative Extension office or Dr. Julie N. Zimmerman, Professor of Rural Sociology, Department of Community and Leadership Development, 500 Garrigus Building, University of Kentucky, Lexington, KY 40546-0215. email: jzimm@uky.edu. The entire series is online at <http://kybtn.ca.uky.edu>



Educational programs of Kentucky Cooperative Extension serve all people regardless of economic or social status and will not discriminate on the basis of race, color, ethnic origin, national origin, creed, religion, political belief, sex, sexual orientation, gender identity, gender expression, pregnancy, marital status, genetic information, age, veteran status, or physical or mental disability. UNIVERSITY OF KENTUCKY, KENTUCKY STATE UNIVERSITY, U.S. DEPARTMENT OF AGRICULTURE, AND KENTUCKY COUNTIES, COOPERATING

Limited English-Speaking Households

Owsley County



Kentucky: By The Numbers
<http://kybtn.ca.uky.edu>



Julie N. Zimmerman, Professor, Rural Sociology.
 February, 2023

According to the 2021 American Community Survey, between 2017 and 2021, there were 24,306 (+/- 1,238) limited English-speaking households in Kentucky.

Even though most households in the U.S. speak English at home, there are many who speak languages other than English. In addition, those who speak another language at home may have no difficulty with English, but there are those who do. The Census Bureau defines limited English-speaking households as a household in which no one 14 years old and over speaks only English or speaks a non-English language BUT speaks English “very well.” In other words, to count as a limited English-speaking household, **everyone 14 years old and over** in the household **must have at least some difficulty with English.**

For small counties with small populations, the margins of error can be quite large or confusing. The margin of error tells us how precise the estimate is by indicating the range within which the estimate most likely falls. For help in understanding the margin of error, see the brief Kentucky: By The Numbers publication “[And Now for the Grain of Salt.](#)”

The Kentucky: By The Numbers Program provides resources, training, and assistance in finding and using publicly available secondary data. Data, brief publications, and other resources are available at: <http://kybtn.ca.uky.edu>

	County	<i>Margin of Error</i>
Limited English-Speaking Households		
Number of Limited English-Speaking Households	0	(+/- 12)
Percent of all Households that are Limited-English Speaking Households	0%	(+/- 2.4)
Number of Limited English-Speaking Households speaking...		
Spanish	0	(+/- 12)
Other Indo-European languages (eg. languages of Europe, India, and Iran, etc.)	0	(+/- 12)
Asian and Pacific Island languages (eg. languages of Asia and the Pacific, etc.)	0	(+/- 12)
Other languages (eg. Native American, languages of Africa, indigenous languages of Latin America, etc.)	0	(+/- 12)
Number of all Households speaking...		
Spanish	0	(+/- 12)
Other Indo-European languages (eg. languages of Europe, India, and Iran, etc.)	0	(+/- 12)
Asian and Pacific Island languages (eg. languages of Asia and the Pacific, etc.)	0	(+/- 12)
Other languages (eg. Native American, languages of Africa, indigenous languages of Latin America, etc.)	0	(+/- 12)
Percent of all Households that are Limited-English Speaking Households speaking....		
Spanish	n/a	(+/- n/a)
Other Indo-European languages (eg. languages of Europe, India, and Iran, etc.)	n/a	(+/- n/a)
Asian and Pacific Island languages (eg. languages of Asia and the Pacific, etc.)	n/a	(+/- n/a)
Other languages (eg. Native American, languages of Africa, indigenous languages of Latin America, etc.)	n/a	(+/- n/a)

< Continued on back side >

< Continued from front side >

~ Diversity & Inclusion ~

Limited English-Speaking Households

Owsley County



<http://kybtn.ca.uky.edu>

Julie N. Zimmerman, Professor, Rural Sociology.

February, 2023

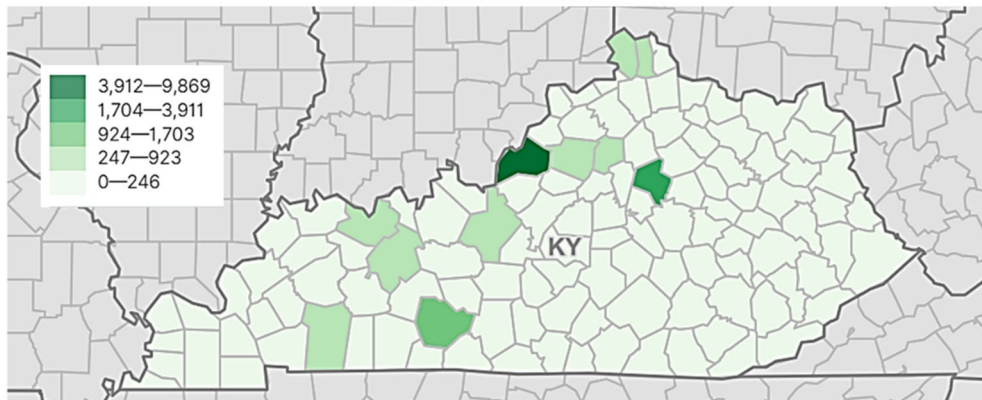


Kentucky: By The Numbers
<http://kybtn.ca.uky.edu>

The Kentucky: By The Numbers Program provides resources, training, and assistance in finding and using publicly available secondary data. Data, brief publications, and other resources are available at: <http://kybtn.ca.uky.edu>

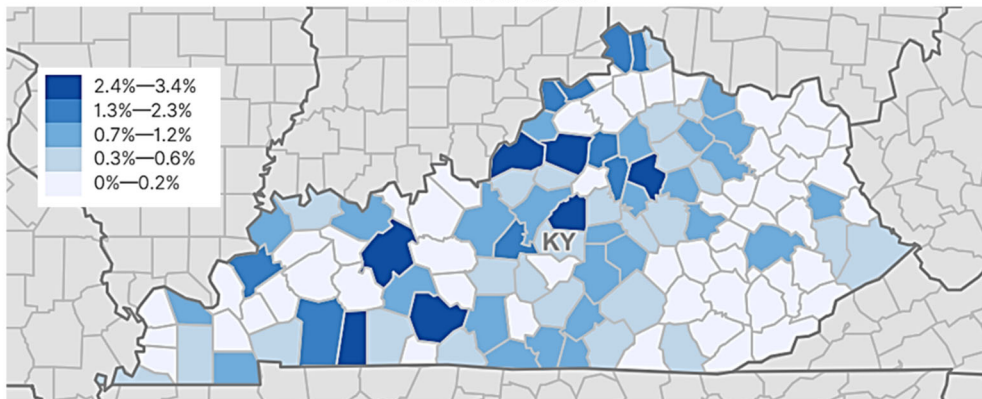
Number of Limited-English Speaking Households

2021 American Community Survey
2017-2021 5-Year Estimates



Percent of all Households that are Limited-English Speaking Households

2021 American Community Survey
2017-2021 5-Year Estimates



These data are from the Census Bureau's American Community Survey (ACS) Table S1602.

Data are available at <https://data.census.gov/cedsci/>

To directly access Table S1602 with these data from the 2021 ACS 5-year estimates, go to [https://data.census.gov/table?q=S1602&q=0400000US21,21\\$0500000&tid=ACSST5Y2021.S1602](https://data.census.gov/table?q=S1602&q=0400000US21,21$0500000&tid=ACSST5Y2021.S1602)

Kentucky: By The Numbers is an Extension program in the Department of Community and Leadership Development at the University of Kentucky. For more information contact your local Cooperative Extension office or Dr. Julie N. Zimmerman, Professor of Rural Sociology, Department of Community and Leadership Development, 500 Garrigus Building, University of Kentucky, Lexington, KY 40546-0215. email: jzimm@uky.edu. The entire series is online at <http://kybtn.ca.uky.edu>



University of Kentucky
College of Agriculture,
Food and Environment
Cooperative Extension Service

Educational programs of Kentucky Cooperative Extension serve all people regardless of economic or social status and will not discriminate on the basis of race, color, ethnic origin, national origin, creed, religion, political belief, sex, sexual orientation, gender identity, gender expression, pregnancy, marital status, genetic information, age, veteran status, or physical or mental disability. UNIVERSITY OF KENTUCKY, KENTUCKY STATE UNIVERSITY, U.S. DEPARTMENT OF AGRICULTURE, AND KENTUCKY COUNTIES, COOPERATING

Limited English-Speaking Households

Pendleton County



Kentucky: By The Numbers
<http://kybtn.ca.uky.edu>



Julie N. Zimmerman, Professor, Rural Sociology.
 February, 2023

According to the 2021 American Community Survey, between 2017 and 2021, there were 24,306 (+/- 1,238) limited English-speaking households in Kentucky.

Even though most households in the U.S. speak English at home, there are many who speak languages other than English. In addition, those who speak another language at home may have no difficulty with English, but there are those who do. The Census Bureau defines limited English-speaking households as a household in which no one 14 years old and over speaks only English or speaks a non-English language BUT speaks English “very well.” In other words, to count as a limited English-speaking household, **everyone 14 years old and over** in the household **must have at least some difficulty with English.**

For small counties with small populations, the margins of error can be quite large or confusing. The margin of error tells us how precise the estimate is by indicating the range within which the estimate most likely falls. For help in understanding the margin of error, see the brief Kentucky: By The Numbers publication “[And Now for the Grain of Salt.](#)”

The Kentucky: By The Numbers Program provides resources, training, and assistance in finding and using publicly available secondary data. Data, brief publications, and other resources are available at: <http://kybtn.ca.uky.edu>

	County	<i>Margin of Error</i>
Limited English-Speaking Households		
Number of Limited English-Speaking Households	0	(+/- 19)
Percent of all Households that are Limited-English Speaking Households	0%	(+/- 0.7)
Number of Limited English-Speaking Households speaking...		
Spanish	0	(+/- 19)
Other Indo-European languages (eg. languages of Europe, India, and Iran, etc.)	0	(+/- 19)
Asian and Pacific Island languages (eg. languages of Asia and the Pacific, etc.)	0	(+/- 19)
Other languages (eg. Native American, languages of Africa, indigenous languages of Latin America, etc.)	0	(+/- 19)
Number of all Households speaking...		
Spanish	127	(+/- 109)
Other Indo-European languages (eg. languages of Europe, India, and Iran, etc.)	0	(+/- 19)
Asian and Pacific Island languages (eg. languages of Asia and the Pacific, etc.)	0	(+/- 19)
Other languages (eg. Native American, languages of Africa, indigenous languages of Latin America, etc.)	4	(+/- 7)
Percent of all Households that are Limited-English Speaking Households speaking....		
Spanish	0.0%	(+/- 23.8)
Other Indo-European languages (eg. languages of Europe, India, and Iran, etc.)	n/a	(+/- n/a)
Asian and Pacific Island languages (eg. languages of Asia and the Pacific, etc.)	n/a	(+/- n/a)
Other languages (eg. Native American, languages of Africa, indigenous languages of Latin America, etc.)	0.0%	(+/- 100.0)

< Continued on back side >

< Continued from front side >

~ Diversity & Inclusion ~

Limited English-Speaking Households

Pendleton County



<http://kybtn.ca.uky.edu>

Julie N. Zimmerman, Professor, Rural Sociology.

February, 2023

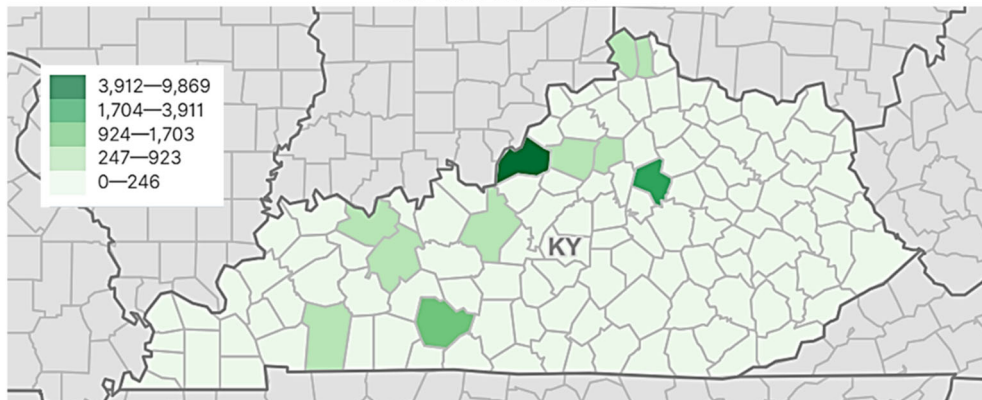


Kentucky: By The Numbers
<http://kybtn.ca.uky.edu>

The Kentucky: By The Numbers Program provides resources, training, and assistance in finding and using publicly available secondary data. Data, brief publications, and other resources are available at: <http://kybtn.ca.uky.edu>

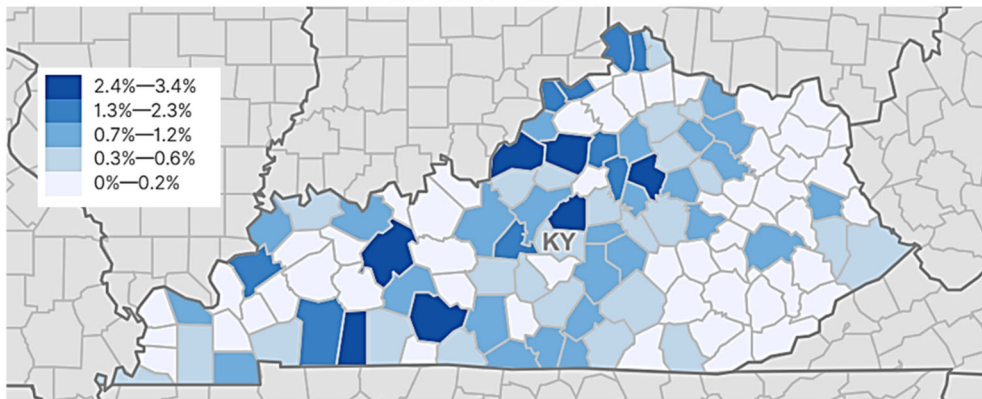
Number of Limited-English Speaking Households

2021 American Community Survey
2017-2021 5-Year Estimates



Percent of all Households that are Limited-English Speaking Households

2021 American Community Survey
2017-2021 5-Year Estimates



These data are from the Census Bureau's American Community Survey (ACS) Table S1602.

Data are available at <https://data.census.gov/cedsci/>

To directly access Table S1602 with these data from the 2021 ACS 5-year estimates, go to [https://data.census.gov/table?q=S1602&q=0400000US21,21\\$0500000&tid=ACSST5Y2021.S1602](https://data.census.gov/table?q=S1602&q=0400000US21,21$0500000&tid=ACSST5Y2021.S1602)

Kentucky: By The Numbers is an Extension program in the Department of Community and Leadership Development at the University of Kentucky. For more information contact your local Cooperative Extension office or Dr. Julie N. Zimmerman, Professor of Rural Sociology, Department of Community and Leadership Development, 500 Garrigus Building, University of Kentucky, Lexington, KY 40546-0215. email: jzimm@uky.edu. The entire series is online at <http://kybtn.ca.uky.edu>



Educational programs of Kentucky Cooperative Extension serve all people regardless of economic or social status and will not discriminate on the basis of race, color, ethnic origin, national origin, creed, religion, political belief, sex, sexual orientation, gender identity, gender expression, pregnancy, marital status, genetic information, age, veteran status, or physical or mental disability. UNIVERSITY OF KENTUCKY, KENTUCKY STATE UNIVERSITY, U.S. DEPARTMENT OF AGRICULTURE, AND KENTUCKY COUNTIES, COOPERATING

Limited English-Speaking Households

Perry County



Kentucky: By The Numbers
<http://kybtn.ca.uky.edu>



Julie N. Zimmerman, Professor, Rural Sociology.
 February, 2023

<http://kybtn.ca.uky.edu>

According to the 2021 American Community Survey, between 2017 and 2021, there were 24,306 (+/- 1,238) limited English-speaking households in Kentucky.

Even though most households in the U.S. speak English at home, there are many who speak languages other than English. In addition, those who speak another language at home may have no difficulty with English, but there are those who do. The Census Bureau defines limited English-speaking households as a household in which no one 14 years old and over speaks only English or speaks a non-English language BUT speaks English “very well.” In other words, to count as a limited English-speaking household, **everyone 14 years old and over** in the household **must have at least some difficulty with English.**

For small counties with small populations, the margins of error can be quite large or confusing. The margin of error tells us how precise the estimate is by indicating the range within which the estimate most likely falls. For help in understanding the margin of error, see the brief Kentucky: By The Numbers publication “[And Now for the Grain of Salt.](#)”

The Kentucky: By The Numbers Program provides resources, training, and assistance in finding and using publicly available secondary data. Data, brief publications, and other resources are available at: <http://kybtn.ca.uky.edu>

	County	<i>Margin of Error</i>
Limited English-Speaking Households		
Number of Limited English-Speaking Households	0	<i>(+/- 23)</i>
Percent of all Households that are Limited-English Speaking Households	0%	<i>(+/- 0.3)</i>
Number of Limited English-Speaking Households speaking...		
Spanish	0	<i>(+/- 23)</i>
Other Indo-European languages (eg. languages of Europe, India, and Iran, etc.)	0	<i>(+/- 23)</i>
Asian and Pacific Island languages (eg. languages of Asia and the Pacific, etc.)	0	<i>(+/- 23)</i>
Other languages (eg. Native American, languages of Africa, indigenous languages of Latin America, etc.)	0	<i>(+/- 23)</i>
Number of all Households speaking...		
Spanish	254	<i>(+/- 145)</i>
Other Indo-European languages (eg. languages of Europe, India, and Iran, etc.)	8	<i>(+/- 13)</i>
Asian and Pacific Island languages (eg. languages of Asia and the Pacific, etc.)	127	<i>(+/- 74)</i>
Other languages (eg. Native American, languages of Africa, indigenous languages of Latin America, etc.)	118	<i>(+/- 106)</i>
Percent of all Households that are Limited-English Speaking Households speaking....		
Spanish	0.0%	<i>(+/- 12.8)</i>
Other Indo-European languages (eg. languages of Europe, India, and Iran, etc.)	0.0%	<i>(+/- 100.0)</i>
Asian and Pacific Island languages (eg. languages of Asia and the Pacific, etc.)	0.0%	<i>(+/- 23.8)</i>
Other languages (eg. Native American, languages of Africa, indigenous languages of Latin America, etc.)	0.0%	<i>(+/- 25.2)</i>

< Continued on back side >

< Continued from front side >

~ Diversity & Inclusion ~

Limited English-Speaking Households

Perry County



<http://kybtn.ca.uky.edu>

Julie N. Zimmerman, Professor, Rural Sociology.

February, 2023

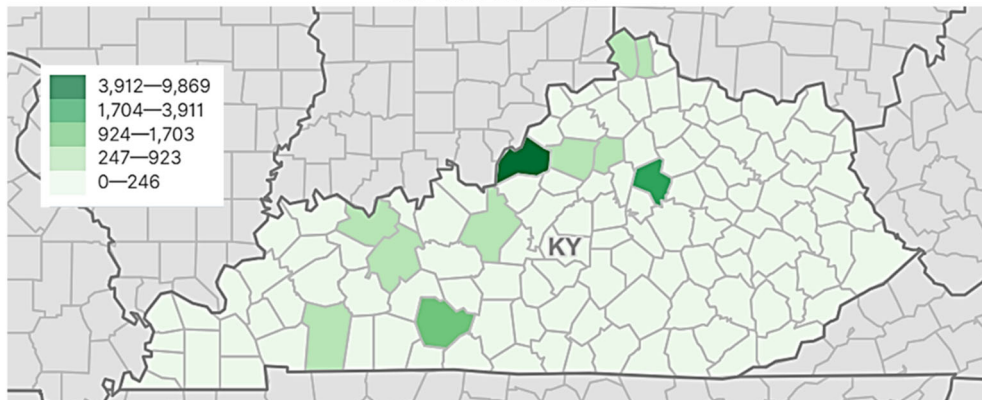


Kentucky: By The Numbers
<http://kybtn.ca.uky.edu>

The Kentucky: By The Numbers Program provides resources, training, and assistance in finding and using publicly available secondary data. Data, brief publications, and other resources are available at: <http://kybtn.ca.uky.edu>

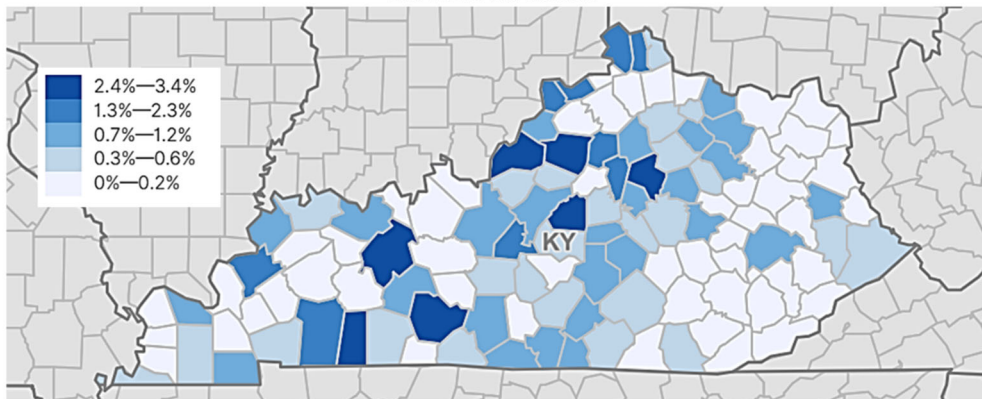
Number of Limited-English Speaking Households

2021 American Community Survey
2017-2021 5-Year Estimates



Percent of all Households that are Limited-English Speaking Households

2021 American Community Survey
2017-2021 5-Year Estimates



These data are from the Census Bureau's American Community Survey (ACS) Table S1602.

Data are available at <https://data.census.gov/cedsci/>

To directly access Table S1602 with these data from the 2021 ACS 5-year estimates, go to [https://data.census.gov/table?q=S1602&q=0400000US21,21\\$0500000&tid=ACSST5Y2021.S1602](https://data.census.gov/table?q=S1602&q=0400000US21,21$0500000&tid=ACSST5Y2021.S1602)

Kentucky: By The Numbers is an Extension program in the Department of Community and Leadership Development at the University of Kentucky. For more information contact your local Cooperative Extension office or Dr. Julie N. Zimmerman, Professor of Rural Sociology, Department of Community and Leadership Development, 500 Garrigus Building, University of Kentucky, Lexington, KY 40546-0215. email: jzimm@uky.edu. The entire series is online at <http://kybtn.ca.uky.edu>



Educational programs of Kentucky Cooperative Extension serve all people regardless of economic or social status and will not discriminate on the basis of race, color, ethnic origin, national origin, creed, religion, political belief, sex, sexual orientation, gender identity, gender expression, pregnancy, marital status, genetic information, age, veteran status, or physical or mental disability. UNIVERSITY OF KENTUCKY, KENTUCKY STATE UNIVERSITY, U.S. DEPARTMENT OF AGRICULTURE, AND KENTUCKY COUNTIES, COOPERATING

Limited English-Speaking Households

Pike County



Kentucky: By The Numbers
<http://kybtn.ca.uky.edu>



Julie N. Zimmerman, Professor, Rural Sociology.
 February, 2023

According to the 2021 American Community Survey, between 2017 and 2021, there were 24,306 (+/- 1,238) limited English-speaking households in Kentucky.

Even though most households in the U.S. speak English at home, there are many who speak languages other than English. In addition, those who speak another language at home may have no difficulty with English, but there are those who do. The Census Bureau defines limited English-speaking households as a household in which no one 14 years old and over speaks only English or speaks a non-English language BUT speaks English “very well.” In other words, to count as a limited English-speaking household, **everyone 14 years old and over** in the household **must have at least some difficulty with English.**

For small counties with small populations, the margins of error can be quite large or confusing. The margin of error tells us how precise the estimate is by indicating the range within which the estimate most likely falls. For help in understanding the margin of error, see the brief Kentucky: By The Numbers publication “[And Now for the Grain of Salt.](#)”

The Kentucky: By The Numbers Program provides resources, training, and assistance in finding and using publicly available secondary data. Data, brief publications, and other resources are available at: <http://kybtn.ca.uky.edu>

	County	<i>Margin of Error</i>
Limited English-Speaking Households		
Number of Limited English-Speaking Households	75	(+/- 57)
Percent of all Households that are Limited-English Speaking Households	0.3%	(+/- 0.2)
Number of Limited English-Speaking Households speaking...		
Spanish	50	(+/- 48)
Other Indo-European languages (eg. languages of Europe, India, and Iran, etc.)	25	(+/- 32)
Asian and Pacific Island languages (eg. languages of Asia and the Pacific, etc.)	0	(+/- 29)
Other languages (eg. Native American, languages of Africa, indigenous languages of Latin America, etc.)	0	(+/- 29)
Number of all Households speaking...		
Spanish	112	(+/- 60)
Other Indo-European languages (eg. languages of Europe, India, and Iran, etc.)	70	(+/- 47)
Asian and Pacific Island languages (eg. languages of Asia and the Pacific, etc.)	101	(+/- 71)
Other languages (eg. Native American, languages of Africa, indigenous languages of Latin America, etc.)	10	(+/- 16)
Percent of all Households that are Limited-English Speaking Households speaking....		
Spanish	44.6%	(+/- 28.5)
Other Indo-European languages (eg. languages of Europe, India, and Iran, etc.)	35.7%	(+/- 33.2)
Asian and Pacific Island languages (eg. languages of Asia and the Pacific, etc.)	0.0%	(+/- 28.5)
Other languages (eg. Native American, languages of Africa, indigenous languages of Latin America, etc.)	0.0%	(+/- 97.3)

< Continued on back side >

< Continued from front side >

~ Diversity & Inclusion ~

Limited English-Speaking Households

Pike County



<http://kybtn.ca.uky.edu>

Julie N. Zimmerman, Professor, Rural Sociology.

February, 2023

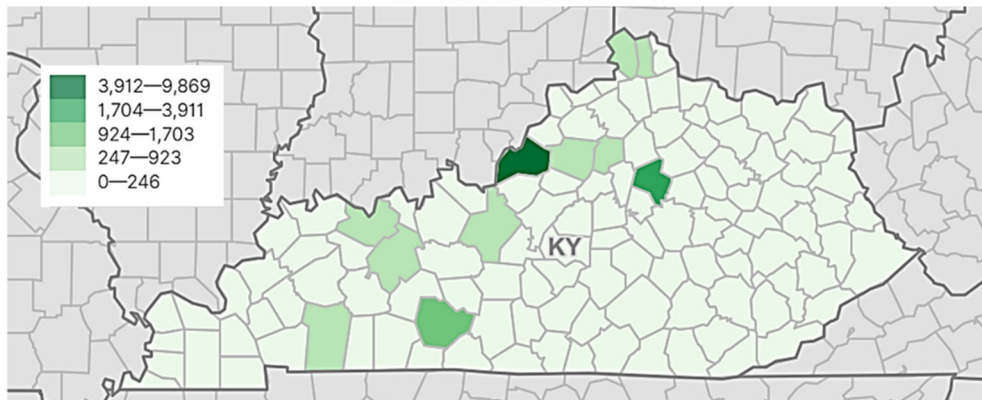


Kentucky: By The Numbers
<http://kybtn.ca.uky.edu>

The Kentucky: By The Numbers Program provides resources, training, and assistance in finding and using publicly available secondary data. Data, brief publications, and other resources are available at: <http://kybtn.ca.uky.edu>

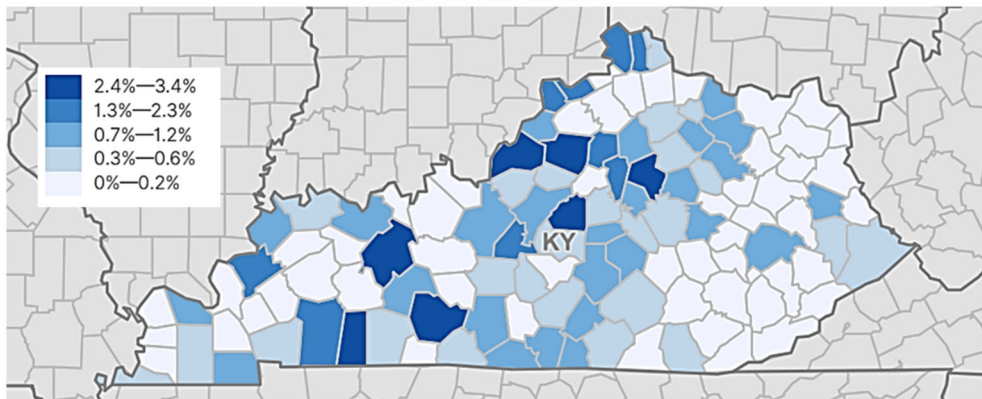
Number of Limited-English Speaking Households

2021 American Community Survey
2017-2021 5-Year Estimates



Percent of all Households that are Limited-English Speaking Households

2021 American Community Survey
2017-2021 5-Year Estimates



These data are from the Census Bureau's American Community Survey (ACS) Table S1602.

Data are available at <https://data.census.gov/cedsci/>

To directly access Table S1602 with these data from the 2021 ACS 5-year estimates, go to [https://data.census.gov/table?q=S1602&q=0400000US21,21\\$0500000&tid=ACSST5Y2021.S1602](https://data.census.gov/table?q=S1602&q=0400000US21,21$0500000&tid=ACSST5Y2021.S1602)

Kentucky: By The Numbers is an Extension program in the Department of Community and Leadership Development at the University of Kentucky. For more information contact your local Cooperative Extension office or Dr. Julie N. Zimmerman, Professor of Rural Sociology, Department of Community and Leadership Development, 500 Garrigus Building, University of Kentucky, Lexington, KY 40546-0215. email: jzimm@uky.edu. The entire series is online at <http://kybtn.ca.uky.edu>



Educational programs of Kentucky Cooperative Extension serve all people regardless of economic or social status and will not discriminate on the basis of race, color, ethnic origin, national origin, creed, religion, political belief, sex, sexual orientation, gender identity, gender expression, pregnancy, marital status, genetic information, age, veteran status, or physical or mental disability. UNIVERSITY OF KENTUCKY, KENTUCKY STATE UNIVERSITY, U.S. DEPARTMENT OF AGRICULTURE, AND KENTUCKY COUNTIES, COOPERATING

Limited English-Speaking Households

Powell County



Kentucky: By The Numbers
<http://kybtn.ca.uky.edu>



Julie N. Zimmerman, Professor, Rural Sociology.
 February, 2023

According to the 2021 American Community Survey, between 2017 and 2021, there were 24,306 (+/- 1,238) limited English-speaking households in Kentucky.

Even though most households in the U.S. speak English at home, there are many who speak languages other than English. In addition, those who speak another language at home may have no difficulty with English, but there are those who do. The Census Bureau defines limited English-speaking households as a household in which no one 14 years old and over speaks only English or speaks a non-English language BUT speaks English “very well.” In other words, to count as a limited English-speaking household, **everyone 14 years old and over** in the household **must have at least some difficulty with English.**

For small counties with small populations, the margins of error can be quite large or confusing. The margin of error tells us how precise the estimate is by indicating the range within which the estimate most likely falls. For help in understanding the margin of error, see the brief Kentucky: By The Numbers publication “[And Now for the Grain of Salt.](#)”

The Kentucky: By The Numbers Program provides resources, training, and assistance in finding and using publicly available secondary data. Data, brief publications, and other resources are available at: <http://kybtn.ca.uky.edu>

	County	<i>Margin of Error</i>
Limited English-Speaking Households		
Number of Limited English-Speaking Households	0	(+/- 19)
Percent of all Households that are Limited-English Speaking Households	0%	(+/- 0.7)
Number of Limited English-Speaking Households speaking...		
Spanish	0	(+/- 19)
Other Indo-European languages (eg. languages of Europe, India, and Iran, etc.)	0	(+/- 19)
Asian and Pacific Island languages (eg. languages of Asia and the Pacific, etc.)	0	(+/- 19)
Other languages (eg. Native American, languages of Africa, indigenous languages of Latin America, etc.)	0	(+/- 19)
Number of all Households speaking...		
Spanish	64	(+/- 66)
Other Indo-European languages (eg. languages of Europe, India, and Iran, etc.)	11	(+/- 18)
Asian and Pacific Island languages (eg. languages of Asia and the Pacific, etc.)	42	(+/- 46)
Other languages (eg. Native American, languages of Africa, indigenous languages of Latin America, etc.)	35	(+/- 52)
Percent of all Households that are Limited-English Speaking Households speaking....		
Spanish	0.0%	(+/- 38.5)
Other Indo-European languages (eg. languages of Europe, India, and Iran, etc.)	0.0%	(+/- 92.8)
Asian and Pacific Island languages (eg. languages of Asia and the Pacific, etc.)	0.0%	(+/- 47.5)
Other languages (eg. Native American, languages of Africa, indigenous languages of Latin America, etc.)	0.0%	(+/- 52.0)

< Continued on back side >

< Continued from front side >

~ Diversity & Inclusion ~

Limited English-Speaking Households

Powell County



<http://kybtn.ca.uky.edu>



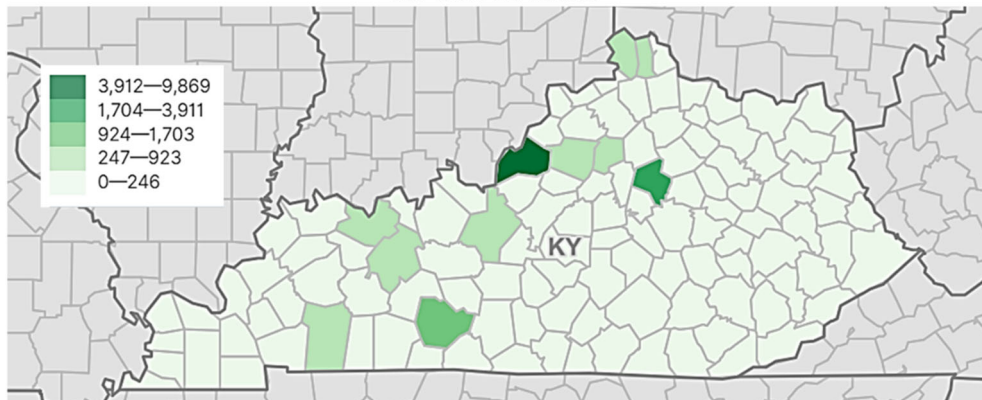
Kentucky: By The Numbers
<http://kybtn.ca.uky.edu>

Julie N. Zimmerman, Professor, Rural Sociology.
February, 2023

The Kentucky: By The Numbers Program provides resources, training, and assistance in finding and using publicly available secondary data. Data, brief publications, and other resources are available at: <http://kybtn.ca.uky.edu>

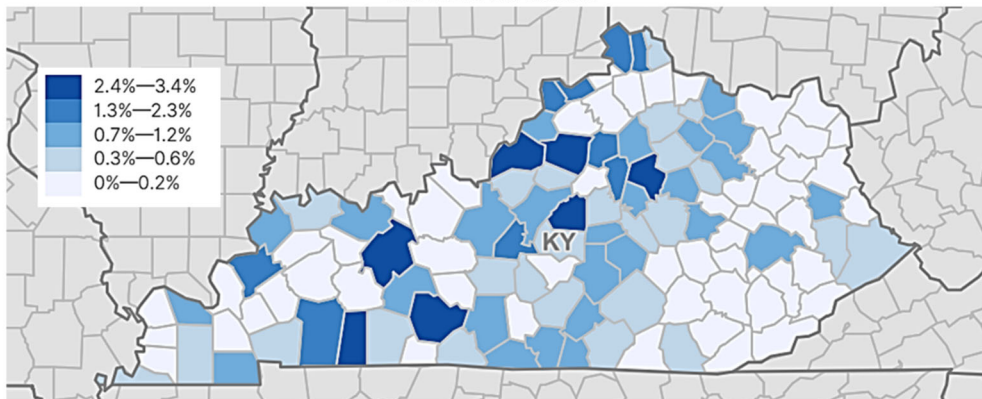
Number of Limited-English Speaking Households

2021 American Community Survey
2017-2021 5-Year Estimates



Percent of all Households that are Limited-English Speaking Households

2021 American Community Survey
2017-2021 5-Year Estimates



These data are from the Census Bureau's American Community Survey (ACS) Table S1602.

Data are available at <https://data.census.gov/cedsci/>

To directly access Table S1602 with these data from the 2021 ACS 5-year estimates, go to [https://data.census.gov/table?q=S1602&q=0400000US21,21\\$0500000&tid=ACSST5Y2021.S1602](https://data.census.gov/table?q=S1602&q=0400000US21,21$0500000&tid=ACSST5Y2021.S1602)

Kentucky: By The Numbers is an Extension program in the Department of Community and Leadership Development at the University of Kentucky. For more information contact your local Cooperative Extension office or Dr. Julie N. Zimmerman, Professor of Rural Sociology, Department of Community and Leadership Development, 500 Garrigus Building, University of Kentucky, Lexington, KY 40546-0215. email: jzimm@uky.edu. The entire series is online at <http://kybtn.ca.uky.edu>



Educational programs of Kentucky Cooperative Extension serve all people regardless of economic or social status and will not discriminate on the basis of race, color, ethnic origin, national origin, creed, religion, political belief, sex, sexual orientation, gender identity, gender expression, pregnancy, marital status, genetic information, age, veteran status, or physical or mental disability. UNIVERSITY OF KENTUCKY, KENTUCKY STATE UNIVERSITY, U.S. DEPARTMENT OF AGRICULTURE, AND KENTUCKY COUNTIES, COOPERATING

Limited English-Speaking Households

Pulaski County



Kentucky: By The Numbers
<http://kybtn.ca.uky.edu>



Julie N. Zimmerman, Professor, Rural Sociology.
 February, 2023

According to the 2021 American Community Survey, between 2017 and 2021, there were 24,306 (+/- 1,238) limited English-speaking households in Kentucky.

Even though most households in the U.S. speak English at home, there are many who speak languages other than English. In addition, those who speak another language at home may have no difficulty with English, but there are those who do. The Census Bureau defines limited English-speaking households as a household in which no one 14 years old and over speaks only English or speaks a non-English language BUT speaks English “very well.” In other words, to count as a limited English-speaking household, **everyone 14 years old and over** in the household **must have at least some difficulty with English.**

For small counties with small populations, the margins of error can be quite large or confusing. The margin of error tells us how precise the estimate is by indicating the range within which the estimate most likely falls. For help in understanding the margin of error, see the brief Kentucky: By The Numbers publication “[And Now for the Grain of Salt.](#)”

The Kentucky: By The Numbers Program provides resources, training, and assistance in finding and using publicly available secondary data. Data, brief publications, and other resources are available at: <http://kybtn.ca.uky.edu>

	County	<i>Margin of Error</i>
Limited English-Speaking Households		
Number of Limited English-Speaking Households	71	(+/- 54)
Percent of all Households that are Limited-English Speaking Households	0.3%	(+/- 0.2)
Number of Limited English-Speaking Households speaking...		
Spanish	13	(+/- 20)
Other Indo-European languages (eg. languages of Europe, India, and Iran, etc.)	35	(+/- 43)
Asian and Pacific Island languages (eg. languages of Asia and the Pacific, etc.)	23	(+/- 34)
Other languages (eg. Native American, languages of Africa, indigenous languages of Latin America, etc.)	0	(+/- 29)
Number of all Households speaking...		
Spanish	375	(+/- 86)
Other Indo-European languages (eg. languages of Europe, India, and Iran, etc.)	171	(+/- 91)
Asian and Pacific Island languages (eg. languages of Asia and the Pacific, etc.)	77	(+/- 59)
Other languages (eg. Native American, languages of Africa, indigenous languages of Latin America, etc.)	0	(+/- 29)
Percent of all Households that are Limited-English Speaking Households speaking....		
Spanish	3.5%	(+/- 5.3)
Other Indo-European languages (eg. languages of Europe, India, and Iran, etc.)	20.5%	(+/- 22.6)
Asian and Pacific Island languages (eg. languages of Asia and the Pacific, etc.)	29.9%	(+/- 42.2)
Other languages (eg. Native American, languages of Africa, indigenous languages of Latin America, etc.)	n/a	(+/- n/a)

< Continued on back side >

< Continued from front side >

~ Diversity & Inclusion ~

Limited English-Speaking Households

Pulaski County



<http://kybtn.ca.uky.edu>

Julie N. Zimmerman, Professor, Rural Sociology.

February, 2023

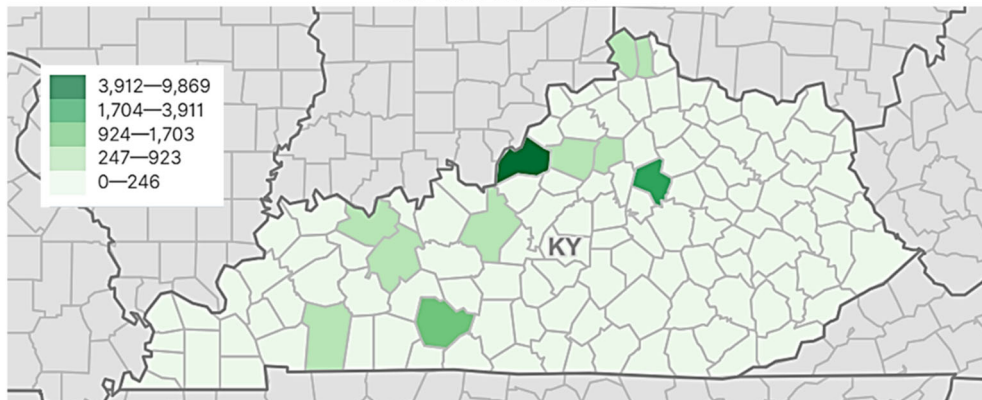


Kentucky: By The Numbers
<http://kybtn.ca.uky.edu>

The Kentucky: By The Numbers Program provides resources, training, and assistance in finding and using publicly available secondary data. Data, brief publications, and other resources are available at: <http://kybtn.ca.uky.edu>

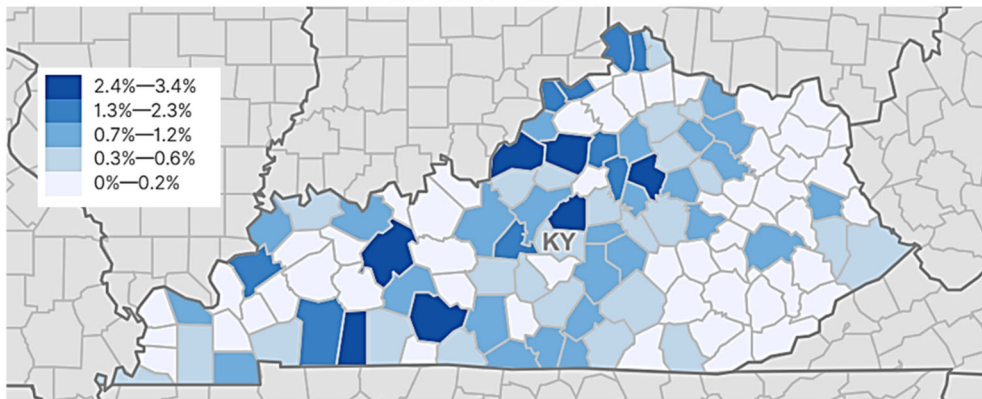
Number of Limited-English Speaking Households

2021 American Community Survey
2017-2021 5-Year Estimates



Percent of all Households that are Limited-English Speaking Households

2021 American Community Survey
2017-2021 5-Year Estimates



These data are from the Census Bureau's American Community Survey (ACS) Table S1602.

Data are available at <https://data.census.gov/cedsci/>

To directly access Table S1602 with these data from the 2021 ACS 5-year estimates, go to [https://data.census.gov/table?q=S1602&q=0400000US21,21\\$0500000&tid=ACSST5Y2021.S1602](https://data.census.gov/table?q=S1602&q=0400000US21,21$0500000&tid=ACSST5Y2021.S1602)

Kentucky: By The Numbers is an Extension program in the Department of Community and Leadership Development at the University of Kentucky. For more information contact your local Cooperative Extension office or Dr. Julie N. Zimmerman, Professor of Rural Sociology, Department of Community and Leadership Development, 500 Garrigus Building, University of Kentucky, Lexington, KY 40546-0215. email: jzimm@uky.edu. The entire series is online at <http://kybtn.ca.uky.edu>



Educational programs of Kentucky Cooperative Extension serve all people regardless of economic or social status and will not discriminate on the basis of race, color, ethnic origin, national origin, creed, religion, political belief, sex, sexual orientation, gender identity, gender expression, pregnancy, marital status, genetic information, age, veteran status, or physical or mental disability. UNIVERSITY OF KENTUCKY, KENTUCKY STATE UNIVERSITY, U.S. DEPARTMENT OF AGRICULTURE, AND KENTUCKY COUNTIES, COOPERATING